

Singer 15-91

Form 18664
November, 1932-Rev.
Printed in U. S. A.

LIST OF PARTS



FOR FAMILY SHOPS

MACHINE No. 15-91

** REG. U. S. PAT. OFF. BY
THE SINGER MANUFACTURING COMPANY

INDEX

	PAGE
ACCESSORIES.....	23
ATTACHMENT SET.....	23
BIAS GAUGE.....	26
BOBBIN WINDER PARTS.....	29
BRAIDER.....	26
CORDER (BOW).....	26
DARNING FOOT (SPRING).....	27
EDGE STITCHER.....	27
ELECTRICAL TRIMMINGS.....	23
EMBROIDERY ATTACHMENT (FOR ONE THREAD).....	24
" " (" TWO THREADS).....	25
" SPEED REGULATOR.....	26
FELLER (FOOT).....	27
FOOT CONTROL.....	18
HEMMER (FOOT).....	27
HEMSTITCHER.....	27
KNEE CONTROL.....	21
MACHINE No. 15-91.....	7
MOTOR PARTS.....	15
NEEDLE THREADERS.....	27
NUMERICAL LIST OF PARTS.....	33
OBSOLETE PARTS.....	32
P. G. FAMILY SEWING MACHINE MOTORS.....	14
PRESSER FEET.....	28
QUILTER.....	28
RUFFLER.....	28
SINGERLIGHT No. 193294.....	30
" LAMP.....	31
TUBULAR TRIMMING ATTACHMENT.....	29
UNDER BRAIDERS.....	29

INSTRUCTIONS FOR ORDERING

In ordering from this list, use ONLY the part NUMBER in the FIRST column.

The number stamped on a Sewing Machine Part is in every case the number of the single part only.

Every combination of parts sent out as such has its specific number, which, although not stamped on the parts, must be used when ordering the combination.

Each number always indicates the SAME PART in whatever list it appears, or for whatever machine.

The letters after some of the numbers indicate the style of finish only, as follows:

- A—Hardened, Polished, Nickel Plated and Buffed
- B—Polished, Nickel Plated and Buffed
- C—Hardened Only
- D—Polished Only
- E—Soft, Not Polished
- F—Hardened and Polished
- H—Blued
- J—Nickel Plated Only
- K—Hardened and Nickel Plated
- L—Brass Plated
- M—Oxidized
- N—Japanned, Dull
- P—Japanned, Bright
- R—Merlized
- T—Copper Plated
- T. A.—Hardened, Polished, Copper and Nickel Plated and Buffed
- T. B.—Copper and Nickel Plated and Polished
- T. J.—Copper and Nickel Plated Only
- T. K.—Hardened, Copper and Nickel Plated
- T. M.—Copper Plated and Oxidized
- T. L.—Copper and Brass Plated
- U—Zinc Plated
- V—Silver Plated
- W—Polished and Nickel Plated
- Z—Chromium Plated
- Z. B.—Polished, Nickel Plated, Buffed and Chromium Plated
- Z. J.—Nickel and Chromium Plated

These letters MUST BE USED when they appear in the list; and AFTER the number as in the list.


In this series:

- 1 to 1500 and 50001 to 51500 are Screw Numbers
- 1501 to 1800 and 51501 to 51800 are Nut Numbers
- 1801 to 2000 and 51801 to 52000 are Roller Numbers
- 2001 to 50000 and 52001 and upward are numbers of Machine Parts

The figures in the second column refer only to the plates, illustrating the parts, and are NOT TO BE USED in ordering.

Parts marked with an asterisk (*) are furnished only when repairs are made at factory.

LIST OF PARTS COMPLETE FOR



MACHINE No. 15-91

FOR FAMILY USE. C. B. SHUTTLE. REVERSE FEED. BALANCED MACHINE. HAS P. G. MOTOR AND MOULDED SINGERLIGHT.

NO.	PLATE	NAME
*125251	—	Arm.....
125252	—	“ 125251 with 435c, 448c, 15404, 15486, 15498 and two 15405.....
2002	4962	Arm Dowel Pin.....
125331	4962	“ Oil Pad (felt) for oiling Arm Shaft Back Bearing.....
125333	4962	Arm Oil Pad Spring.....
125334	4962	“ “ “ “ Cap.....
138E	4969	“ Screw.....
125253	4957	“ Shaft.....

NO.	PLATE	NAME
*125254	—	Arm Shaft 125253 with 15434, 15498 and 125045.....
15498	4957	Arm Shaft Bushing.....
435c	4969	“ “ “ Set Screw.....
125339	4934	“ Side Cover.....
51224B	4969	“ “ “ Thumb Screw.....
2007	4955	“ Spool Pin.....
8879	4955	“ “ “ Washer (cloth).....
125350	4960	Balance Wheel with 125358.....
125364	—	Balance Wheel 125350 with 125352 to 125355 and two 125385.....
125351	—	Balance Wheel Gear (textolite).....
125352	4956	“ “ “ 125351 with 125356 and 125357.....
125353	4956	Balance Wheel Gear Collar with three 51281c.....
51281c	4956	Balance Wheel Gear Collar Set Screw....
125354	4956	“ “ “ Spring.....
125355	4956	“ “ “ Retaining Washer.....
125356	4956	Balance Wheel Gear Spring Stud.....
125357	4956	“ “ “ “ Washer.....
125358	4956	“ “ “ Spring Stud.....
*125255	—	Bed.....
51280B	4955	Clamp Stop Motion Clamp Screw.....
246A	4969	“ “ “ “ Stop Screw....
125359	4955	“ “ “ “ Washer.....
125360	4955	“ “ “ Flanged Bushing....
125371	—	“ “ “ “ “ 125360 with 51280B.....
125372	—	Clamp Stop Motion Flanged Bushing 125360 with two 462c.....
2022	4962	Clamp Stop Motion Flanged Bushing Pin.....
462c	4969	Clamp Stop Motion Flanged Bushing Set Screw.....
125021	4957	Crank Connecting Rod with 125044.....
896E	4969	“ “ “ Cap Screw.....
375c	4969	“ “ “ Hinge Screw.....
1518J	4969	“ “ “ “ Nut.....
125044	4962	“ “ “ Oil Pad (felt)....
125367	—	Face Plate.....
125368	4934	“ “ 125367 with 857B, 15410, 50292B, 125258, 125317 and 125369....
125258	4934	Face Plate Tension Seat.....
125369	4962	“ “ Thread Guard with 125373....
125373	4965	“ “ “ “ Rivet.....

NO.	PLATE	NAME
125370	—	Face Plate complete, Nos. 125315 and 125368.....
190B	4969	Face Plate Screw.....
2835	4934	Feed Bar.....
315c	4969	“ “ Screw Center.....
15445	—	“ “ “ “ 315c with 1519J..
1519J	4969	“ “ “ “ Nut.....
125386	4975	“ “ Throw-out Lever with 1813....
125349	4948	“ “ “ “ Retaining Ring.....
1813	4948	Feed Bar Throw-out Lever Roller and Stud.....
51289J	4948	Feed Bar Throw-out Lever Thumb Screw
125045	4955	“ Cam and Counterbalance with 1285c.....
1285c	4969	Feed Cam and Counterbalance Position Screw.....
125261	4973	Feed Dog, 12 teeth (14 teeth to the inch) for 125319.....
208E	4969	Feed Dog Screw.....
125262	4934	“ Forked Connection with 175J.....
125340	—	“ “ “ 125262 with 125335.....
175J	4969	Feed Forked Connection Adjusting Screw
51252c	4969	“ “ “ Hinge Screw (eccentric).....
1520J	4969	Feed Forked Connection Hinge Screw Nut.....
125047	4962	Feed Forked Connection Slide Block....
125335	—	“ “ “ “ 125047 with 1085E.....
1085E	4962	Feed Forked Connection Slide Block Screw Stud.....
125263	4934	Feed Lifting Rock Shaft.....
125388	4975	“ “ “ “ Crank with 157J
157J	4969	“ “ “ “ “ Clamp-ing Screw.....
125389	—	Feed Lifting Rock Shaft Crank complete, Nos. 51289J and 125386 to 125388.....
125390	—	Feed Lifting Rock Shaft complete, Nos. 125263, 125349 and 125389.....
304c	4969	Feed Lifting Rock Shaft Screw Center...
125344	—	“ “ “ “ “ “ 304c with 1513J.....
1513J	4969	Feed Lifting Rock Shaft Screw Center Nut.....

NO.	PLATE	NAME
125268	4948	Feed Regulator.....
125380	—	" " 125268 with 125381.....
50353E	4969	" " Hinge Screw.....
8217	4962	" " " " Friction Washer.....
45305	4976	Feed Reversing Handle.....
125381	—	" " " 45305 with 1550J
1530J	4962	" " " Lock Nut.....
125270	4957	" Rock Shaft.....
304c	4969	" " " Screw Center.....
125344	—	" " " " 304c with 1513J.....
1513J	4969	Feed Rock Shaft Screw Center Nut.....
51045c	4969	Machine Hinge Connection Set Screw....
125377	4970	Needle Bar with 32519.....
*125272	—	" " Bushing.....
125273	4970	" " " 125272 with 125274..
125274	4970	" " " Oil Pad (felt).....
1498c	4969	" " " Set Screw.....
*15248	4970	" " Connecting Link with 51002E
125275	—	" " " 15248 with 125276.....
51002E	4970	Needle Bar Connecting Link Adjusting Screw.....
570c	4970	Needle Bar Connecting Link Hinge Screw
1520J	4969	" " " " " " " Nut.....
125276	4970	Needle Bar Connecting Stud with 1341c.
1341c	4970	" " " " Set Screw....
45285	4970	Needle Clamp with 51256c and 51308B...
125378	4970	" " Gib and Thread Guard....
51308B	4965	" " Position Screw.....
51256c	4970	" " Thumb Screw.....
32519	4970	" Stop Pin.....
125280	4934	Oscillating Rock Shaft with 125056.....
125048	4962	" " " Center (left).....
51246c	4969	" " " " " Set Screw.....
125049	4962	Oscillating Rock Shaft Center (right)
51246c	4969	" " " " " Set Screw.....
125056	4962	Oscillating Rock Shaft Oil Wick (braided cotton).....
125281	4957	Oscillating Shaft.....
*125282	—	" " Crank.....
*125283	—	" " " 125282 with 462c and 125330.....

NO.	PLATE	NAME
125284	4955	Oscillating Shaft Crank 125282 with 125330 and two 462c.....
2049	4962	Oscillating Shaft Crank Pin.....
462c	4969	" " " Set Screw.....
*15170	—	" " " Slide Block.....
125330	4962	" " " " 15170 with 125060.....
*125060	—	Oscillating Shaft Crank Slide Block Stud..
125061	4970	Presser Bar.....
55621	4970	" " Lifter.....
15486	4970	" " " Hinge Stud.....
448c	4969	" " " " " Set Screw..
8399	4970	" " Spring.....
2068	4973	" " " Bracket with 453c....
453c	4973	" " " " " Set Screw....
2070	4970	" " " Washer.....
66565	4974	" Foot Hinge Pin.....
45319	—	" " Plate.....
45239	—	" " Shank.....
45321	4975	Presser Foot (hinged) complete, Nos. 45319, 45320 and 66565.....
51224B	4969	Presser Foot Thumb Screw.....
*51228J	4970	Pressure Regulating Thumb Screw.....
66773	—	" " " " " 51228J with 66752.....
66752	4970	Pressure Regulating Thumb Screw Plug (felt).....
2518	4929	Shuttle Bobbin.....
*125286	—	" " Case.....
125287	4929	" " " Latch.....
125320	4929	" " " " Lever.....
2974	4929	" " " " " Fulcrum Pin.....
2975	4929	Shuttle Bobbin Case Latch Spring.....
592E	4929	" " " " " Stop Screw..
125288	—	" " " Hinge, Nos. 2974, 125287 and 125320.....
125289	4929	Shuttle Bobbin Case Position Finger....
2523	4929	" " " " " Rivet
125290	4945	Shuttle Bobbin Case Position Plate.....
391J	4969	" " " " " Screw
125291	4929	Shuttle Bobbin Case complete, Nos. 591F, 592E, 2523, 2975, 125286, 125288, 125289 and 125293.....
125292	4929	Shuttle Body.....
591F	4929	" Tension Regulating Screw.....

NO.	PLATE	NAME
125293	4929	Shuttle Tension Spring.....
125294	—	Shuttle, 1½ in. diam., Nos. 2518, 125291 and 125292.....
*125295	—	Shuttle Driver.....
125297	—	" " 125295 with two 1253c....
125322	4929	" " 125297 with 125298 and two 51229e.....
125298	4929	Shuttle Driver Cushion Spring.....
51229e	4929	" " " " Screw....
204g	4962	" " Pin.....
1253c	4929	" " Set Screw.....
125299	4945	" Race Back.....
125301	4929	" " " Position Pin.....
125302	4945	" " " Spring.....
51261j	4969	" " " Thumb Screw.
125303	—	" " Body.....
125304	4945	" " 125303 with 125305 and two 662j.....
125300	—	Shuttle Race Body 125304 with 125290 and two each 391j and 125301.....
125305	4929	Shuttle Race Cap.....
662j	4962	" " " Screw.....
125306	—	Shuttle Race complete, Nos. 51261j, 125299, 125300 and 125302.....
145j	4969	Shuttle Race Screw.....
125336	4934	" " Slide.....
125337	4955	" " " Spring.....
51282j	4969	" " " " Screw.....
125338	—	Shuttle Race Slide complete, Nos. 125336, 125337 and two 51282j.....
45306	4976	Stitch Indicator Plate.....
335b	4969	" " " Screw.....
45307	—	" Regulating Plate.....
45308	4976	" " " 45307 with 45289
45309	—	" " " 45308 with 45306, 45310 and 51312zb.....
51312zb	4976	Stitch Regulating Thumb Screw.....
*45289	—	" " " " Bushing.
4310	4966	" " " " Washer..
2102	4929	Tension Disc.....
125310	4929	" Indicator.....
125311	4929	" " Flange.....
51608b	4929	" Regulating Thumb Nut.....
125312	4929	" Releasing Disc.....
125313	4929	" " Pin.....
125314	4929	" Spring.....
51257j	4929	" Stud.....

NO.	PLATE	NAME
15410	4929	Tension Stud Bushing.....
50292b	4929	" " Set Screw.....
125315	—	Tension (graduated) complete, Nos. 51257j, 51608b, 125310 to 125314, 125316, 125318 and two 2102.....
26075	4962	Thread Cutter and Holder.....
15272	4957	" Take-up Cam with 1293c.....
*15434	—	" " " 15272 with 570c and 1520j.....
1293c	4969	Thread Take-up Cam Position Screw....
*125382	4975	" " Lever with 1822.....
125383	—	Thread Take-up Lever 125382 with 50527c.
50527c	4973	" " " Hinge Screw.....
1822	4973	" " " Roller and Stud..
125316	4973	" " Spring.....
125317	4973	" " " Regulator.....
857b	4973	" " " Set Screw
125318	4973	" " " Thread Guard...
125319	4973	Throat Plate for 125261.....
691a	4969	" " Screw.....
*15404	—	Trade Mark.....
15405	—	" " Rivet.....

SINGER Needles should be used
in SINGER Machines.
These Needles and their Containers
are marked with the
Company's Trade-Mark "SIMANCO.***" 1

Needles in Containers marked
"FOR SINGER MACHINES"
are NOT SINGER made needles. 2

P. G. FAMILY SEWING MACHINE MOTORS

RATING			MOTOR CATALOG No.	CONTROLLER PART NUMBERS			
VOLTS	CYCLES	AMPERES		TREADLE CONTROL		KNEE CONTROL	
				SET No. 403	SET No. 404	SET Nos. 40, 401 AND 402	SET No. 47
32	D. C. only	1.4	P. G. 3	192824	193745	192889	193646
50	D. C. and 25 to 75	1.1	P. G. 5	192824	193745	192889	193646
95-100	"	0.6	P. G. 6	192825	193746	192890	193647
100-110	"	0.6	P. G. 7	192825	193746	192890	193647
115-125	"	0.5	P. G. 8	192825	193746	192890	193647
150-165	"	0.4	P. G. 9	192826	193747	192891	193648
200-220	"	0.3	P. G. 10	192826	193747	192891	193648
210-230	"	0.3	P. G. 11	192826	193747	192891	193648
230-250	"	0.3	P. G. 12	192826	193747	192891	193648
130-145	"	0.5	P. G. 15	192825	193746	192890	193647
100-110	80 to 100	0.7	P. G. 87	192825	193746	192890	193647
200-220	"	0.4	P. G. 90	192826	193747	192891	193648
230-250	"	0.3	P. G. 92	192826	193747	192891	193648

MOTOR PARTS

NO.	PLATE	NAME
193555	4960	Armature complete for P. G. 3 Motor...
193556	—	“ “ “ P. G. 5 Motor...
193557	—	“ “ “ P. G. 6 Motor...
193557	—	“ “ “ P. G. 7 Motor...
193558	—	“ “ “ P. G. 8 Motor...
193559	—	“ “ “ P. G. 9 Motor...
193560	—	“ “ “ P. G. 10 Motor...
193561	—	“ “ “ P. G. 11 Motor...
193561	—	“ “ “ P. G. 12 Motor...
193562	—	“ “ “ P. G. 15 Motor...
193563	—	“ “ “ P. G. 87 Motor...
193564	—	“ “ “ P. G. 90 Motor...
193560	—	“ “ “ P. G. 92 Motor...
*193540	—	Armature Core complete.....
*193528	—	“ Shaft.....
193523	4959	“ “ Bearing Sleeve (commu- tator end).....
447c	4959	Armature Shaft Bearing Sleeve (commu- tator end) Set Screw.....
193524	4959	Armature Shaft Bearing Sleeve (front end)
50617B	4959	“ “ “ “ “ “ Cap Screw.....
447c	4959	Armature Shaft Bearing Sleeve (front end) Set Screw.....
193529	4959	Armature Shaft Pinion (spiral) with two 462c.....
462c	4969	Armature Shaft Pinion Set Screw.....
193542	4959	“ “ Oil Sling.....
192457	4959	Brush (carbon).....
193543	4959	“ Cap.....
192458	4959	“ Spring.....
192459	4959	“ Tube.....
193546	4959	“ “ Insulating Bushing.....
882E	4959	“ “ “ “ Set Screw
193536	4960	Commutator complete.....

The Part Numbers for the Field Coils (left and right) that are printed with an asterisk (*) will be furnished only when repairs to a motor are made at the factory. No orders will be filled for left or right coils separately. Agencies' orders will only be filled with Field Coils complete comprising one left and one right coil.

*193566	—	Field Coil (left) for 193565.....
*193567	—	“ “ (right) for 193565.....
193565	—	Field Coil complete, for P. G. 3 Motor, Nos. 193566 and 193567.....

MOTOR PARTS

NO.	PLATE	NAME
*193569	---	Field Coil (left) for 193568.....
*193570	---	" " (right) for 193568.....
193568	---	Field Coil complete for P. G. 5 Motor, Nos. 193569 and 193570.....
*193572	---	Field Coil (left) for 193571.....
*193573	---	" " (right) for 193571.....
193571	---	Field Coil complete, for P. G. 6 Motor, Nos. 193572 and 193573.....
*193575	---	Field Coil (left) for 193574.....
*193576	---	" " (right) for 193574.....
193574	---	Field Coil complete, for P. G. 7 Motor, Nos. 193575 and 193576.....
*193578	---	Field Coil (left) for 193577.....
*193579	---	" " (right) for 193577.....
193577	---	Field Coil complete, for P. G. 8 Motor, Nos. 193578 and 193579.....
*193581	---	Field Coil (left) for 193580.....
*193582	---	" " (right) for 193580.....
193580	---	Field Coil complete for P. G. 9 Motor, Nos. 193581 and 193582.....
*193584	---	Field Coil (left) for 193583.....
*193585	---	" " (right) for 193583.....
193583	---	Field Coil complete, for P. G. 10 and P. G. 11 Motors, Nos. 193584 and 193585....
*193587	---	Field Coil (left) for 193586.....
*193588	---	" " (right) for 193586.....
193586	---	Field Coil complete, for P. G. 12 Motor, Nos. 193587 and 193588.....
*193590	---	Field Coil (left) for 193589.....
*193591	---	" " (right) for 193589.....
193589	---	Field Coil complete for P. G. 15 Motor, Nos. 193590 and 193591.....
*193593	---	Field Coil (left) for 193592.....
*193594	---	" " (right) for 193592.....
193592	---	Field Coil complete, for P. G. 87 Motor, Nos. 193593 and 193594.....
*193596	---	Field Coil (left) for 193595.....
*193597	---	" " (right) for 193595.....
193595	---	Field Coil complete, for P. G. 90 Motor, Nos. 193596 and 193597.....
*193599	---	Field Coil (left) for 193598.....
*193600	---	" " (right) for 193598.....
193598	---	Field Coil complete, for P. G. 92 Motor, Nos. 193599 and 193600.....
727511	4959	Field Coil Lead Bushing (rubber).....
*192954	---	" " " Terminal Clip Body.....
*192955	---	" " " " " " Cap.....

MOTOR PARTS

NO.	PLATE	NAME
192424	4959	Field Coil Retainer.....
193541	4960	" Core.....
51286R	4959	" " Screw.....
193526	4959	Grease Wick.....
193525	---	" " 193526 with 193527.....
193527	4959	" " Spring.....
51284R	4959	" " " Cap Screw.....
193640	4959	" " " Retainer.....
*192852	---	Lead Cord for 192851.....
192851	4971	Lead Cord complete, from lamp socket to three-pin terminal, for Knee Control, Nos. 192540, 192852 and 192989.....
*192820	---	Lead Cord, 8 ft. long, for 192875.....
192874	---	" " 3 ft. 10 in. long, for 192875..
192875	4971	Lead Cord complete, from lamp socket to three-pin terminal and controller, for Foot Controller, Nos. 192348, 192540, 192820, 192874, 192989 and two each 191960 and 191961.....
192348	4966	Lead Bushing.....
192541	4966	" Cord Plug Base.....
192542	4966	" " " Cap.....
192543	4966	" " " Flash Disc (fibre).....
192540	4966	Lead Cord Plug complete, Nos. 192541 to 192543.....
*191960	---	Lead Terminal Clip Body.....
*191961	---	" " " " Cap.....
193544	4960	Motor Cover.....
224B	4959	" " Screw.....
193522	---	" Frame.....
193545	4960	" " 193522 with 193523, 193524 and two each 447c and 882e.....
51285E	4959	Motor Frame Screw.....
899418	---	Name Plate for P. G. 7 Motor.....
899419	---	" " " all P. G. Motors except P. G. 7 Motor.....
192790	4959	Three Pin Terminal Adaptor Bushing....
*192643	---	" " " (female half) Housing (upper).....
*192644	---	Three Pin Terminal (female half) Housing (lower).....
51093R	4965	Three Pin Terminal (female half) Housing Screw.....
1768R	4959	Three Pin Terminal (female half) Housing Screw Nut.....
192692	4965	Three Pin Terminal (female half) Insert Clamp.....

NO.	PLATE	NAME
192691	4965	Three Pin Terminal (female half) Insert Sleeve.....
192989	4964	Three Pin Terminal (female half) complete, Nos. 192643, 192644, 192790, two each 1768r, 51093r and three each 192691 and 192692.....
*192642	—	Three Pin Terminal Body (male half)....
192793	4965	“ “ “ “ “ “ Post
51582	4962	“ “ “ “ “ “ “
		Thumb Nut.....
701719	—	Three Pin Terminal Body (male half) Post Washer.....
192797	4964	Three Pin Terminal Body (male half) complete, Nos. 192642 and three each 51582, 192793 and 701719.....
193629	4964	Three Pin Terminal Body (male half) Bracket.....
51293E	4964	Three Pin Terminal Body (male half) Bracket Screw.....
50657r	4964	Three Pin Terminal Body (male half) Screw.....
190439	4967	Tube, filled with Singer Motor Lubricant
190613	—	“ 190439 with 190612.....
190612	—	“ Carton (paper).....

FOOT CONTROL

FOR CABINET TABLES

NO.	PLATE	NAME
192886	—	Controller (foot) complete, for 32 to 55 volts, A. C. or D. C. Motor, Nos. 1550r, 51106c, 51116c, 51588r, 192862, 192872, 192873, 192875, 192876, 192880, 192882, 192884, 192983, 193244, 899287, two each 227j, 602j, 36648, 192957 and three 225j.....
192887	4971	Controller (foot) complete, for 95 to 145 volts, A. C. or D. C. Motor, Nos. 1550r, 51106c, 51116c, 51588r, 192863, 192872, 192873, 192875, 192876, 192880, 192882, 192884, 192983, 193244, 899332, two each 227j, 602j, 36648, 192957 and three 225j.....

NO.	PLATE	NAME
192888	—	Controller (foot) complete, for 150 to 250 volts, A. C. or D. C. Motor, Nos. 1550r, 51106c, 51116c, 51588r, 192864, 192872, 192873, 192875, 192876, 192880, 192882, 192884, 192983, 193244, 899287, two each 227j, 602j, 36648, 192957 and three 225j.....
*192871	4971	Controller Base.....
192872	—	“ “ 192871 with four each 192329 and 192339.....
192329	4966	Controller Base Cushion (rubber)....
192339	4966	“ “ “ Stud.....
192873	4971	“ Cover with 192877.....
227J	4965	“ “ Screw.....
192983	4948	“ Lead Guide Post (fibre).....
193244	4948	“ “ “ “ Bracket.....
225J	4965	“ “ “ “ “ Screw
192876	4971	“ Foot Rest with 192878.....
*192877	—	“ “ “ Hinge (cover).....
*192878	—	“ “ “ “ (foot rest)....
192957	4948	“ “ “ “ Cotter Pin...
192211	4967	“ Resistance Unit, for 32 to 55 volts.....
192140	4967	Controller Resistance Unit, for 95 to 145 volts.....
192141	4967	Controller Resistance Unit, for 150 to 250 volts.....
192985	4965	Controller Resistance Unit Adjusting Nut (insulating) with 192303.....
*192303	—	Controller Resistance Unit Adjusting Nut Insert (brass).....
193243	4967	Controller Resistance Unit Base with 192885.....
*192862	—	Controller Resistance Unit Base 193243 with 192211, 192810, 192985 and two each 23258, 51117j, 51118r, 192819 and 701690.....
*192863	—	Controller Resistance Unit Base 193243 with 192140, 192810, 192985 and two each 23258, 51117j, 51118r, 192819 and 701690.....
*192864	—	Controller Resistance Unit Base 193243 with 192141, 192810, 192985 and two each 23258, 51117j, 51118r, 192819 and 701690.....
225J	4965	Controller Resistance Unit Base Screw (large).....

NO.	PLATE	NAME	
227j	4965	Controller Resistance Unit Base Screw (small).....	
192880	4948	Controller Resistance Unit Bell Crank	
51116c	4965	" " " " "	
		Hinge Screw.....	
1550j	4962	Controller Resistance Unit Bell Crank Hinge Screw Nut.....	
192882	4948	Controller Resistance Unit Bell Crank Lever.....	
*192884	4948	Controller Resistance Unit Bell Crank Lever Bracket.....	
	602j	4965	Controller Resistance Unit Bell Crank Lever Bracket Screw.....
192957	4948	Controller Resistance Unit Bell Crank Lever Stop Pin.....	
	51118R	4965	Controller Resistance Unit Screw.....
701690	4965	" " " " Washer (large).....	
	23258	4966	Controller Resistance Unit Screw Washer (small).....
*192815	—	Controller Resistance Unit Yoke.....	
192810	4967	" " " " 192815 with 192816.....	
*192816	—	Controller Resistance Unit Yoke Extension.....	
*192885	—	Controller Resistance Unit Yoke Extension Guide.....	
	51106c	4965	Controller Resistance Unit Yoke Screw Stud.....
	51588R	4962	Controller Resistance Unit Yoke Screw Stud Nut.....
192819	4965	Controller Resistance Unit Yoke Spring	
51117j	4965	" " " " Stop Screw.....	
899287	—	Name Plate for 192886 and 192888.....	
899332	—	" " " 192887.....	
36648	—	" " Rivet.....	

KNEE CONTROL**FOR CABINET SET NO. 47**

NO.	PLATE	NAME
193646	---	Controller complete, for 32 to 55 volts, Nos. 602j, 51310j, 192211, 192985, 193652, 193654, 193662, 193667, 899287 and two each 23258, 36648, 50940a and 701690.....
193647	---	Controller complete, for 95 to 145 volts, Nos. 602j, 51310j, 192140, 192985, 193652, 193654, 193662, 193667, 899448 and two each 23258, 36648, 50940a and 701690.....
193648	---	Controller complete, for 150 to 250 volts, Nos. 602j, 51310j, 192141, 192985, 193652, 193654, 193662, 193667, 899287 and two each 23258, 36648, 50940a and 701690.....
*193668	---	Controller Lead.....
193667	---	Controller Lead complete, Nos. 193668 and two each 191960, 191961, 192954 and 192955.....
	192796	Controller Lead Bushing.....
	191915	" " " Retainer.....
*192954	---	" " Terminal Clip Body (terminal end).....
*192955	---	Controller Lead Terminal Clip Body Cap (terminal end).....
*191960	---	Controller Lead Terminal Clip Body (controller end).....
*191961	---	Controller Lead Terminal Clip Body Cap (controller end).....
193649	---	Controller Plate with two each wood screws $\frac{3}{8}$ in. No. 5 and $\frac{5}{8}$ in. No. 7 R.H.
193654	---	Controller Plate 193649 with 602j, 1708j, 51309c, 193650, 193655, 193658 to 193661, 193719, 701679 and three 51311j.....
192211	---	Controller Resistance Unit, for 32 to 55 volts.....
192140	---	Controller Resistance Unit, for 95 to 145 volts.....
192141	---	Controller Resistance Unit, for 150 to 250 volts.....
192985	---	Controller Resistance Unit Adjusting Nut (insulating) with 192303.....
*192303	---	Controller Resistance Unit Adjusting Nut Insert (brass).....

KNEE CONTROL

NO.	PLATE	NAME
5790	---	Controller Resistance Unit Adjusting Nut Stop Pin.....
193650	---	Controller Resistance Unit Bell Crank with 5790, 193651 and 193739.....
51309c	---	Controller Resistance Unit Bell Crank Hinge Screw.....
1708J	---	Controller Resistance Unit Bell Crank Hinge Screw Nut.....
701679	---	Controller Resistance Unit Bell Crank Hinge Screw Nut Lock Washer.....
193651	---	Controller Resistance Unit Bell Crank Wearing Plate.....
193739	---	Controller Resistance Unit Bell Crank Wearing Plate Rivet.....
193653	---	Controller Resistance Unit Cover.....
193652	---	" " " " 193653 with 191915 and 192796.....
602J	---	Controller Resistance Unit Cover Screw..
50940R	---	" " " Screw.....
701690	---	" " " Washer (large).....
23258	---	Controller Resistance Unit Screw Washer (small).....
*193737	---	Knee Lever.....
193662	---	Knee Lever complete, Nos. 738J, 1549J, 193737 and 193738.....
*193738	---	Knee Lever Extension.....
738J	---	" " " Hinge Screw.....
1549J	---	" " " " " Nut..
193656	---	" " Slide with 193670.....
193655	---	Knee Lever Slide complete, Nos. 51896, 193656, 193749 and two 51897.....
193661	---	Knee Lever Slide Cover.....
602J	---	" " " " Screw.....
193658	---	" " " Housing with 193669.....
193660	---	" " " " Roller Guide
51311J	---	" " " " " " Screw.....
51311J	---	Knee Lever Slide Housing Screw.....
193669	---	" " " " Stop Pin.....
51897	---	" " " Roller (large).....
51896	---	" " " " (small).....
193749	---	" " " " Pin.....
193719	---	" " " Spring.....
193659	---	" " " " Bracket.....
193670	---	" " " " Stud.....
51310J	---	" " Thumb Screw.....
899287	---	Name Plate for 193646 and 193648.....
899448	---	" " " 193647.....
36648	---	" " Rivet.....

KNEE CONTROL

FOR LIBRARY CABINET TABLE SET NO. 40

NO.	PLATE	NAME
192889	---	Controller complete, for 32 to 55 volts, A. C. or D. C. Motor, Nos. 50027R, 192211, 192896, 192910, 192981, 192985, 899279 and two each 23258, 51118R and 701690.....
192890	9656	Controller complete, for 95 to 145 volts, A. C. or D. C. Motor, Nos. 50027R, 192140, 192896, 192910, 192981, 192985, 899333 and two each 23258, 51118R and 701690.....
192891	---	Controller complete, for 150 to 250 volts, A. C. or D. C. Motor, Nos. 50027R, 192141, 192896, 192910, 192981, 192985, 899279 and two each 23258, 51118R and 701690.....
*192911	---	Controller Lead Cord.....
*192954	---	" " Terminal Clip Body (terminal end).....
*192955	---	Controller Lead Terminal Clip Body Cap (terminal end).....
*191960	---	Controller Lead Terminal Clip Body (controller end).....
*191961	---	Controller Lead Terminal Clip Body Cap (controller end).....
192910	4971	Controller Lead complete, for Controller to Three Pin Terminal, Nos. 192911 and two each 191960, 191961, 192954 and 192955.....
193390	4954	Controller Plate with 192899, 192900, 193389 and four wood screws $\frac{1}{8}$ in. No. 7 R. H. M. F. O. and A.....
192981	---	Controller Plate 193390 with 1547R, 1718R, 51106c, 51108c, 51231c, 51276c, 51588R, 51611c, 51612c, 192810, 192894, 193243, 193513 to 193515, 193517 and two each 50027R, 51117J and 192819.....
192211	4967	Controller Resistance Unit, for 32 to 55 volts.....
192140	4967	Controller Resistance Unit, for 95 to 145 volts.....
192141	4967	Controller Resistance Unit, for 150 to 250 volts.....

KNEE CONTROL

NO.	PLATE	NAME
192985	4965	Controller Resistance Unit Adjusting Nut (insulating) with 192303.....
*192303	—	Controller Resistance Unit Adjusting Nut Insert (brass).....
193243	4967	Controller Resistance Unit Base with 192885.....
50027R	4965	Controller Resistance Unit Base Screw...
192894	4948	" " " Bell Crank
*193389	—	" " " " " Bracket.....
51231c	4965	Controller Resistance Unit Bell Crank Hinge Screw.....
1547R	4962	Controller Resistance Unit Bell Crank Hinge Screw Nut.....
192896	4967	Controller Resistance Unit Cover.....
50027R	4965	" " " " " Screw..
51118R	4965	" " " " " Screw.....
50939R	4966	" " " " " for 192463
701690	4965	" " " " " Washer (large).....
23258	4966	Controller Resistance Unit Screw Washer (small).....
192463	9656	Controller Resistance Unit Shield.....
Note: When Controller Resistance Unit Shield 192463 is used with 192889, 192890 or 192891, use Screw 50939R in place of 51118R.		
*192815	—	Controller Resistance Unit Yoke.....
192810	4967	" " " " 192815 with 192816.....
*192816	—	Controller Resistance Unit Yoke Extension.....
*192885	—	Controller Resistance Unit Yoke Extension Guide.....
51106c	4965	Controller Resistance Unit Yoke Screw Stud.....
51588R	4962	Controller Resistance Unit Yoke Screw Stud Nut.....
192819	4965	Controller Resistance Unit Yoke Spring
51117J	4965	" " " " " Stop Screw.....
192967	4954	Knee Lever.....
193513	4954	" " " Arm.....
*192899	—	" " " Bracket (back).....
*192900	—	" " " " (front).....
51108c	4969	" " " Hinge Screw.....
1718R	4962	" " " " " Nut.....

KNEE CONTROL

NO.	PLATE	NAME
193516	4954	Knee Lever Extension.....
793R	4965	" " " Thumb Screw.....
22436R	4962	" " " " " Washer
51276c	4965	" " " Hinge Screw.....
193514	4965	" " " " " Friction Washer
51611c	4962	" " " " " Lock Nut.....
51612c	4962	" " " " " Nut.....
193515	4962	" " " " " Washer.....
193517	—	Knee Lever complete, Nos. 793R, 22436R, 192967 and 193516.....
899279	—	Name Plate for 192889 and 192891.....
899333	—	" " " 192890.....

ELECTRICAL TRIMMINGS

FOR LIBRARY CABINET TABLE SET NO. 40

NO.	PLATE	NAME
192142	4966	Controller Lead Bushing.....
192143	4966	" " " Retaining Spring
*192917	—	" " " Tube (wire mold).....
192916	4966	" " " 192917 with two 192946.....
192909	4966	Controller Lead Tube Clamp (double)...
192918	4966	" " " " (single)....
*192946	—	" " " Ferrule.....

ACCESSORIES

NO.	PLATE	NAME
120862	4967	Oil Can, contents 1½ fluid oz. (filled with household oil).....
120329	—	Machine Cover.....

ATTACHMENT SET

NO.	PLATE	NAME
36594	4943	Binder complete, Nos. 51104B, 120565, 120966 and 120968.....
*120965	—	Binder Folder.....
120966	4974	" " " 120965 with 120967.....
*120967	—	" " " Holder.....
120968	4974	" Foot.....
51104B	4974	" Screw.....
120565	4974	" " Washer.....

ATTACHMENT SET

NO.	PLATE	NAME
25527	4943	Cloth Guide.....
50053B	4943	“ “ Thumb Screw.....
35931	4943	Hemmer (adjustable).....
—	—	Needles (six).....
25537	4943	Screw Driver (machine).....
120378	4943	“ “ (shuttle tension).....
2518	4929	Shuttle Bobbin (five).....
36583	4942	Tucker.....
120309	—	Attachment Set, Nos. 25527, 25537, 35931, 36583, 36594, 50053B, 120378, five 2518 and six needles.....
120598	4942	Ruffler for one, six and twelve stitch ruffling.....
120603	—	Attachment Set complete, Nos. 120309 and 120598.....

EMBROIDERY ATTACHMENT

FOR ONE THREAD

NO.	PLATE	NAME
120876	4938	Driving Lever with 120877 and two 9859.
22232	4938	“ “ Friction Washer.....
26784	4938	“ “ Hinge Stud.....
26523	4938	“ “ Washer.....
26524	4938	Frame with 26525.....
26525	4938	“ Block.....
26527	4938	Looper.....
468c	4938	“ Set Screw.....
26528	4938	Scroll with 468c.....
26529	4938	“ Carrier with 26531.....
22232	4938	“ “ Friction Washer.....
26530	4938	“ “ Hinge Stud.....
26531	4938	“ “ Pin.....
26532	4938	“ Cover.....
26533	4938	“ Driving Lever with 26534.....
26534	4938	“ “ Stud.....
26535	4938	Spool Pin, for Arm of Machine.....
120877	4938	Thread Bracket.....
9859	4938	“ “ Rivet.....
26537	4938	“ Eyelet.....
26785	4938	“ Retaining Spring.....
240r	4938	“ “ “ Screw.....
26538	4940	Embroidery Attachment complete, Nos. 240r, 26523, 26524, 26527 to 26530, 26532, 26533, 26535, 26537, 26784, 26785, 120876 and two 22232.....

EMBROIDERY ATTACHMENT

FOR TWO THREADS

NO.	PLATE	NAME
35483	4937	Body.....
35484	4937	“ Block.....
12152	4937	“ “ Rivet.....
35485	4937	Driving Lever.....
35486	4937	“ “ Arm (lower).....
35487	4937	“ “ “ (upper).....
35488	4937	“ “ “ Guide.....
35489	4937	“ “ “ Hinge Stud.....
35490	4937	“ “ “ Spring.....
35491	4937	“ “ Hinge Stud.....
35492	4937	Thread Carrier (left).....
35493	4937	“ “ “ Hinge Stud.....
35494	4937	“ “ (right).....
50139B	4937	“ “ “ Hinge Screw.....
35495	4937	“ “ Friction Plate.....
35496	4937	Embroidery Attachment, Nos. 190B, 12152, 35483 to 35488, 35490 to 35495, 35498, 50139B and two 35489.....
190B	4969	Embroidery Attachment Screw.....
35497	4936	Spool Bracket.....
35498	4936	“ “ Stud.....
1422B	4936	“ “ Tension Regulating Thumb Screw.....
35499	4936	Spool Bracket Tension Spring.....
35500	4936	“ “ “ “ Position Pin.....
35500	4936	Spool Bracket Thread Guide Pin.....
35501	4936	“ “ Wire.....
35502	4936	“ “ “ Hinge Stud.....
35503	4936	“ “ “ “ Washer..
35504	4936	Spool Bracket complete, Nos. 1422B, 35497, 35499, 35502, 35503 and two each 35500 and 35501.....
35505	—	Embroidery Attachment complete, Nos. 35496 and 35504.....

EMBROIDERY SPEED REGULATOR

FOR FOOT CONTROLLERS NOS. 192886 TO 192888

NO.	PLATE	NAME
51243j	4965	Embroidery Speed Regulating Thumb Screw.....
193432	4965	Embroidery Speed Regulating Thumb Screw Bracket with 190j.....
190j	4969	Embroidery Speed Regulating Thumb Screw Bracket Clamping Screw.....
193433	4965	Embroidery Speed Regulating Thumb Screw Bushing.....
193434	4965	Embroidery Speed Regulating Thumb Screw Friction Spring.....
193435	4965	Embroidery Speed Regulating Thumb Screw Friction Spring Washer.....
193436	—	Embroidery Speed Regulator complete, Nos. 51243j and 193432 to 193435.....

BIAS GAUGE

NO.	PLATE	NAME
25525	4958	Bias Gauge.....

BRAIDER

NO.	PLATE	NAME
25510	4958	Braider.....
289B	4958	“ Thumb Screw.....

CORDER (Bow)

FOR TOP CORDING

NO.	PLATE	NAME
26398	1950	Corder Bow.....
4604	4965	“ “ Rivet.....
25789	1950	“ “ Tip.....
25794	1950	Presser Foot.....
26399	1950	Corder Bow complete, Nos. 4604, 25789, 25794 and 26398.
190j	4969	Corder Screw.....

DARNING FOOT (Spring)

NO.	PLATE	NAME
121091	4975	Darning Foot.....
*121125	—	“ “ Guide.....
*121126	—	“ “ Shank.....
121092	4975	“ “ “ 121126 with 121125..
121093	4975	“ “ Spring.....
121094	4975	Darning Foot (spring) complete, Nos. 121091 to 121093.....

EDGE STITCHER

NO.	PLATE	NAME
36865	4939	Edge Stitcher.....

FELLER (Foot)

NO.	PLATE	NAME
120914	4939	Feller (foot).....

HEMMER (Foot)

NO.	PLATE	NAME
120855	4939	Hemmer (foot) for $\frac{1}{8}$ in. hem.....
120962	4974	“ “ “ $\frac{1}{8}$ “ “

HEMSTITCHER

NO.	PLATE	NAME
120687	4939	Hemstitcher with Yielding Presser Plate..

NEEDLE THREADERS

NO.	PLATE	NAME
120852	4939	Needle Threader Body.....
120327	4939	“ “ Hook for 120853.....
36804	4939	“ “ “ “ 120854.....
*36805	—	“ “ “ Ring.....
50315j	4939	“ “ “ Screw.....
120853	4939	Needle Threader complete for No. 9 Needle, Nos. 36805, 50315j, 120852 and three 120327..
120854	—	Needle Threader complete, for No. 11 Needle and above, Nos. 36805, 50315j, 120852 and three 36804

PRESSER FEET

NO.	PLATE	NAME
15429	4974	Presser Foot (needle hole on right hand side) for stitching on edge and inserting braid.....
125035	4974	Presser Foot (needle hole on left hand side) for stitching on edge and inserting braid.....
36055	4974	Presser Foot with 665B and 36056, for blind stitch braiding, for soutache braid.....
36056	4974	Presser Foot Braid Guide.....

NOTE: When ordering Nos. 36055 or 36056, send sample of braid for which it is to be used.

665B	4974	Presser Foot Braid Guide Screw.....
36058	4974	" " with 665B and 36059, for blind stitch cording, to turn small curves.....
36059	4974	Presser Foot Cord Guide.....

NOTE: When ordering Nos. 36058 or 36059, send sample of cord for which it is to be used.

665B	4974	Presser Foot Cord Guide Screw.....
2506	4974	Feed Dog for 36058.....
2831	4974	Throat Plate, large needle hole, for 2506..
36067	4974	Presser Foot, for braiding, for art work, for braid, $\frac{1}{8}$ in. to $\frac{3}{8}$ in. wide.....

NOTE: When ordering No. 36067, state the size or send sample of the braid for which it is to be used.

25978	—	Presser Foot (single toe) for gathering....
25979	—	" " (double toe) for gathering....

QUILTER

NO.	PLATE	NAME
35932	4940	Quilter.

RUFFLER

NO.	PLATE	NAME
120598	4942	Ruffler, for one, six and twelve stitch ruffling.....

TUBULAR TRIMMING ATTACHMENT

NO.	PLATE	NAME
120824	4958	Strip Wire.....
35984	4958	Presser Foot (strip folding) with tube....
35018	4940	Strip Delivery Blade.....
35985	—	Tubular Trimming Attachment complete, for making $\frac{3}{8}$ in., $\frac{1}{2}$ in. and $\frac{5}{8}$ in. trimmings, Nos. 35018, 35984 and 120824..

UNDER BRAIDERS

NO.	PLATE	NAME
25636	4939	Under Braider.....
25637	4939	" " Foot.....
35940	4940	" "

BOBBIN WINDER PARTS

NO.	PLATE	NAME
15072	4963	Bobbin Position Pin.....
66670	4963	Frame.....
125366	—	" 66670 with 15288 and 125068. . .
51319B	4963	" Hinge Screw.....
125365	4963	" Spring.....
15287	4963	Friction Ring (rubber).....
15288	4963	Pulley.....
125068	4963	Spindle with 15072.....
2007	4955	Spool Pin.....
8879	4955	" " Washer (cloth).....
125376	4963	Stop Latch.....
51303B	4963	" " Hinge Screw.....
66610	4963	" " Spring.....
125342	4963	Tension Bracket.....
125343	—	Tension Bracket complete, Nos. 208B, 9544, 10106, 125342 and 125375.....
193B	4963	Tension Bracket Screw.....
7071	4963	" " " Washer.....
10106	4963	" " Disc.....
9544	4963	" " Cover.....
208B	4969	" " " Screw.....
125375	4963	" " Spring.....
125326	4963	Tripping Arm.....
190B	4969	" " Screw.....

SINGERLIGHT No. 193294

NO.	PLATE	NAME
*193399	—	Singerlight Bracket.....
193400	4949	" " 193399 with 191815..
*193254	4949	" Lamp Contact Lead Terminal
51203	4949	" " " " "
		Screw (brass).....
*193253	4949	Singerlight Lamp Contact Plunger.....
*193251	4949	" " " " Bush- ing.....
*193252	4949	Singerlight Lamp Contact Plunger Spring
*193288	—	" Lead.....
*192954	—	" Terminal Clip Body....
*192955	—	" " " " Cap
193289	4968	Singerlight Lead complete, Nos. 193288 and two each 192954 and 192955.....
50566	4949	Singerlight Lead Screw (brass).....
193269	4949	" Nipple.....
*192935	—	" " Cap with 192936.....
193431	4949	" " " 192935 with 50564J
*192936	—	" " " Insert.....
50564J	4949	" " " Set Screw.....
51602J	4949	" " Nut.....
701842	4949	" " Insulating Washer
*191815	4949	" " Position Pin.....
191785	4949	" " Washer (felt) 1/2 in....
191786	4949	" " " " 5/8 in....
193272	4968	" Shade.....
193421	—	" " 193272 with 193401....
193437	4949	" " Friction Washer.....
*193267	4949	" " Position Pin.....
193401	4968	" " Reflector.....
*193249	4968	" Socket Body with 193255 and two each 193251 and 193267.....
*193281	—	Singerlight Socket Body 193249 with 51202, 193254, 193256 to 193258, 193385 and two each 51203, 193252 and 193253.....
*193382	—	Singerlight Socket Body 193281 with 193380.....
193248	—	Singerlight Socket and Switch complete, Nos. 193270, 193271, 193382, two 50566 and three 51226R.....
*193385	4949	Singerlight Toggle Switch complete, Nos. 193259, 193262, 193265, 193386, 193387 and two 193264.....

SINGERLIGHTS

NO.	PLATE	NAME
*193259	4949	Singerlight Toggle Switch Contact.....
193271	4919	" " " Flash Disc.....
*193386	4949	" " " Frame.....
51202	4949	" " " " Screw (brass).....
193270	4949	Singerlight Toggle Switch Handle.....
*193264	4949	" " " Operating Lever
*193265	4949	" " " " "
		Hinge Pin.....
*193268	4968	Singerlight Toggle Switch Shell.....
*193380	—	" " " 193268 with 51602J and 193269.....
51226R	4949	Singerlight Toggle Switch Shell Screw....
*193258	4949	" " " Spring Contact (left).....
*193257	4949	Singerlight Toggle Switch Spring Contact (right).....
51203	4949	Singerlight Toggle Switch Spring Contact (right) Screw (brass).....
*193256	4949	Singerlight Toggle Switch Spring Contact Lead Terminal.....
*193255	4949	Singerlight Toggle Switch Spring Contact Lead Terminal Stud.....
*193387	4949	Singerlight Toggle Switch Toggle Lever
*193262	4949	" " " " "
		Spring.....
193294	4968	Singerlight (moulded, less lamp) complete, Nos. 691A, 97359, 191785, 193248, 193289, 193401, 193421, 193431, 193437, 701842 and two 191786.....
691A	4969	Singerlight Screw.....
97359	4949	" " Retaining Washer (fibre)

SINGERLIGHT LAMP

NO.	PLATE	NAME
190744	4968	Singerlight Lamp.....

NOTE: When ordering No. 190744, state voltage required
We are prepared to furnish the following voltages:

32
50
110 to 120
200 to 220
230 to 250

OBSOLETE PARTS

NO.	PLATE	NAME
125341	----	Feed Regulator 125268 with 125345.....
125269	4962	" Reversing Lever for 125345.....
125345	----	" " " 125269 with 1735J, for 125341.....
1735J	4962	Feed Reversing Lever Lock Nut for 125345.....
125374	----	Stitch Indicator Plate for 125307.....
125307	4961	" " " 125374 with 125309, for 125379.....
125379	----	Stitch Indicator Plate 125307 with 714B, 38391 and 125308.....
125308	4961	Stitch Indicator Plate Cover for 125379..
335B	4969	" " " " Screw.....
714B	4969	" Regulating Thumb Screw for 125379
*125309	----	" " " " Bushing for 125307.....
38391	4962	Stitch Regulating Thumb Screw Bushing Washer for 125379.....

SINGER Needles should be used
in SINGER Machines.
These Needles and their Containers
are marked with the
Company's Trade-Mark "SIMANCO.**" 1

Needles in Containers marked
"FOR SINGER MACHINES"
are NOT SINGER made needles. 2

NUMERICAL LIST OF PARTS

NO.	PLATE	NAME
138E	4969	Arm Screw.....
145J	4969	Shuttle Race Screw.....
157J	4969	Feed Lifting Rock Shaft Crank Clamping Screw for 125347.....
175J	4969	Feed Forked Connection Adjusting Screw for 125262.....
190B	4969	Bobbin Winder Tripping Arm Screw.....
190J	4969	Corder Screw.....
190B	4969	Embroidery Attachment Screw for 35496.
190J	4969	" Speed Regulating Thumb Screw Bracket Clamping Screw for 193432.....
190B	4969	Face Plate Screw.....
193B	4963	Bobbin Winder Tension Bracket Screw...
208E	4969	Feed Dog Screw.....
208B	4969	Bobbin Winder Tension Disc Cover Screw for 125343.....
217B	4975	Darning Foot Screw for 120976.....
224B	4959	Motor Cover Screw.....
225J	4965	Controller Lead Guide Post Bracket Screw for 192886 to 192888.....
225J	4965	Controller Resistance Unit Base Screw (large) for 192886 to 192888.....
227J	4965	Controller Cover Screw for 192886 to 192888.....
227J	4965	Controller Resistance Unit Base Screw (small) for 192886 to 192888.....
240J	4938	Embroidery Attachment Thread Retain- ing Spring Screw for 26538.....
246A	4969	Clamp Stop Motion Clamp Stop Screw..
289B	4958	Braider Thumb Screw.....
304c	4969	Feed Lifting Rock Shaft Screw Center for 125344.....
304c	4969	Feed Rock Shaft Screw Center for 125344
315c	4969	" Bar Screw Center for 15445.....
335B	4969	Stitch Indicator Plate Cover Screw, obsolete
335B	4969	" " " Screw.....
375c	4969	Crank Connecting Rod Hinge Screw.....
391J	4969	Shuttle Bobbin Case Position Plate Screw for 125300.....
435c	4969	Arm Shaft Bushing Set Screw for 125252.
447c	4959	Armature Shaft Bearing Sleeve (commu- tator end) Set Screw for 193545.....
447c	4959	Armature Shaft Bearing Sleeve (front end) Set Screw for 193545.....

NUMERICAL LIST OF PARTS

NO. PLATE	NAME
448c 4969	Presser Bar Lifter Hinge Stud Set Screw for 125252.....
453c 4973	Presser Bar Spring Bracket Set Screw for 2068.....
462c 4969	Armature Shaft Pinion Set Screw for 193529.....
462c 4969	Clamp Stop Motion Flanged Bushing Set Screw for 125372.....
462c 4969	Oscillating Shaft Crank Set Screw for 125283 and 125284.....
468c 4938	Embroidery Attachment Looper Set Screw for 26528.....
570c 4970	Needle Bar Connecting Link Hinge Screw for 15434.....
591f 4929	Shuttle Tension Regulating Screw for 125291.....
592e 4929	Shuttle Bobbin Case Latch Stop Screw for 125291.....
602j 4965	Controller Resistance Unit Bell Crank Lever Bracket Screw for 192886 to 192888.....
662j 4962	Shuttle Race Cap Screw for 125304.....
665b 4974	Presser Foot Braid Guide Screw for 36055
665b 4974	“ “ Cord Guide Screw for 36058
691a 4969	Throat Plate Screw.....
691a 4969	Singerlight Screw for 193294.....
714b 4969	Stitch Regulating Thumb Screw for 125379, obsolete.....
793r 4965	Knee Lever Extension Thumb Screw for 193517.....
857b 4973	Thread Take-up Spring Regulator Set Screw for 125368.....
882e 4959	Brush Tube Insulating Bushing Set Screw for 193545.....
896e 4969	Crank Connecting Rod Cap Screw.....
1085e 4962	Feed Forked Connection Slide Block Screw Stud for 125335.....
1173j 4975	Darning Foot Spring Stop Screw for 120975.
1253c 4929	Shuttle Driver Set Screw for 125297.....
1285c 4969	Feed Cam and Counterbalance Position Screw for 125045.....
1293c 4969	Thread Take-up Cam Position Screw for 15272.....
1341c 4970	Needle Bar Connecting Stud Set Screw for 125276.....
1422b 4936	Embroidery Attachment Spool Bracket Tension Regulating Thumb Screw for 35504.....

NUMERICAL LIST OF PARTS

NO. PLATE	NAME
1498c 4969	Needle Bar Bushing Set Screw.....
1513j 4969	Feed Lifting Rock Shaft Screw Center Nut for 125344.....
1513j 4969	Feed Rock Shaft Screw Center Nut for 125344.....
1518j 4969	Crank Connecting Rod Hinge Screw Nut.
1519j 4969	Feed Bar Screw Center Nut for 15445....
1520j 4969	“ Forked Connection Hinge Screw Nut
1520j 4969	Needle Bar Connecting Link Hinge Screw Nut for 15434.....
1547r 4962	Controller Resistance Unit Bell Crank Hinge Screw Nut for 192981.....
1550j 4962	Controller Resistance Unit Bell Crank Hinge Screw Nut for 192886 to 192888..
1550j 4962	Feed Reversing Handle Lock Nut for 125381.....
1718r 4962	Knee Lever Arm Hinge Screw Nut for 192981.....
1735j 4962	Feed Reversing Lever Lock Nut for 125345, obsolete.....
1768r 4959	Three Pin Terminal (female half) Housing Screw Nut for 192989.....
1813 4948	Feed Bar Throw-out Lever Roller and Stud for 125361.....
1822 4973	Thread Take-up Lever Roller and Stud for 15491.....
2002 4962	Arm Dowel Pin.....
2007 4955	“ Spool Pin.....
2007 4955	Bobbin Winder Spool Pin.....
2022 4962	Clamp Stop Motion Flanged Bushing Pin
2049 4962	Oscillating Shaft Crank Pin.....
2049 4962	Shuttle Driver Pin.....
2068 4973	Presser Bar Spring Bracket with 453c....
2070 4970	“ “ “ Washer.....
2192 4929	Tension Disc for 125315.....
2506 4974	Feed Dog for 36058.....
2518 4929	Shuttle Bobbin for 120309 and 125294
2523 4929	“ “ Case Position Finger Rivet for 125291.....
2831 4974	Throat Plate, large needle hole, for 2506..
2835 4934	Feed Bar.....
2974 4929	Shuttle Bobbin Case Latch Lever Fulcrum Pin for 125288.....
2975 4929	Shuttle Bobbin Case Latch Spring for 125291.....
4604 4965	Corder Bow Rivet for 26399.....

NO.	PLATE	NAME
7071	4963	Bobbin Winder Tension Bracket Screw Washer.....
8217	4962	Feed Regulator Hinge Screw Friction Washer.....
8399	4970	Presser Bar Spring.....
8879	4955	Arm Spool Pin Washer (cloth).....
8879	4955	Bobbin Winder Spool Pin Washer (cloth)
9544	4963	" " Tension Disc Cover for 125343.....
9859	4938	Embroidery Attachment Thread Bracket Rivet for 120876.....
10106	4963	Bobbin Winder Tension Disc for 125343..
12152	4937	Embroidery Attachment Body Block Rivet for 35496.....
15072	4963	Bobbin Winder Bobbin Position Pin for 125068.....
*15170	—	Oscillating Shaft Crank Slide Block for 125330.....
*15248	4970	Needle Bar Connecting Link with 51002E, for 125275.....
15272	4957	Thread Take-up Cam with 1293c, for 15434.....
15287	4963	Bobbin Winder Friction Ring (rubber)...
15288	4963	" " Pulley for 125366.....
*15404	—	Trade Mark for 125252.....
15405	—	" " Rivet for 125252.....
15410	4929	Tension Stud Bushing for 125368.....
15429	4974	Presser Foot (needle hole on right hand side) for stitching on edge and inserting braid.....
*15434	—	Thread Take-up Cam 15272 with 570c and 1520r, for 125254.....
15445	—	Feed Bar Screw Center 315c with 1519j..
15486	4970	Presser Bar Lifter Hinge Stud for 125252..
*15491	4973	Thread Take-up Lever with 1822 for 15492.....
15492	—	Thread Take-up Lever 15491 with 50527c
15498	4957	Arm Shaft Bushing for 125252 and 125254.
22232	4938	Embroidery Attachment Driving Lever Friction Washer for 26538.....
22232	4938	Embroidery Attachment Scroll Carrier Friction Washer for 26538.....
22436R	4962	Knee Lever Extension Thumb Screw Washer for 193517.....
23258	4966	Controller Resistance Unit Screw Washer (small) for 192862 to 192864 and 192889 to 192891.....

NO.	PLATE	NAME
25510	4958	Braider.....
25525	4958	Bias Gauge.....
25527	4943	Cloth Guide for 120309.....
25537	4943	Screw Driver (machine) for 120309.....
25636	4939	Under Braider.....
25637	4939	" " Foot.....
25789	1950	Corder Bow Tip for 26399.....
25794	1950	Presser Foot for 26399.....
26075	4962	Thread Cutter and Holder.....
26398	1950	Corder Bow for 26399.....
26399	1950	Corder Bow complete, for top cording, Nos. 4604, 25789, 25794 and 26398.....
26523	4938	Embroidery Attachment Driving Lever Washer for 26538.....
26524	4938	Embroidery Attachment Framewith 26525, for 26538.....
26525	4938	Embroidery Attachment Frame Block for 26524.....
Nos. 26527 TO 26530 FOR 26538		
26527	4938	Embroidery Attachment Looper.....
26528	4938	" " Scroll with 468c
26529	4938	" " Carrier with 26531.....
26530	4938	Embroidery Attachment Scroll Carrier Hinge Stud.....
26531	4938	Embroidery Attachment Scroll Carrier Pin for 26529.....
26532	4938	Embroidery Attachment Scroll Cover for 26538.....
26533	4938	Embroidery Attachment Scroll Driving Lever with 26534 for 26538.....
26534	4938	Embroidery Attachment Scroll Driving Lever Stud for 26533.....
26535	4938	Embroidery Attachment Spool Pin for Arm of Machine, for 26538.....
26537	4938	Embroidery Attachment Thread Eyelet for 26538.....
26538	4940	Embroidery Attachment complete for one thread, Nos. 240j, 26523, 26524, 26527 to 26530, 26532, 26533, 26535, 26537, 26784, 26785 120876 and two 22232. .
26784	4938	Embroidery Attachment Driving Lever Hinge Stud for 26538.....
26785	4938	Embroidery Attachment Thread Retaining Spring for 26538.....
32519	4970	Needle Stop Pin for 125377.....
35018	4940	Strip Delivery Blade for 35985.....

NO.	PLATE	NAME
Nos. 35483 to 35495 FOR 35496		
35483	4937	Embroidery Attachment Body.....
35484	4937	“ “ “ “ Block.....
35485	4937	“ “ “ “ Driving Lever..
35486	4937	“ “ “ “ “Arm (lower).....
35487	4937	Embroidery Attachment Driving Lever Arm (upper).....
35488	4937	Embroidery Attachment Driving Lever Arm Guide.....
35489	4937	Embroidery Attachment Driving Lever Arm Hinge Stud.....
35490	4937	Embroidery Attachment Driving Lever Arm Spring.....
35491	4937	Embroidery Attachment Driving Lever Hinge Stud.....
35492	4937	Embroidery Attachment Thread Carrier (left).....
35493	4937	Embroidery Attachment Thread Carrier (left) Hinge Stud.....
35494	4937	Embroidery Attachment Thread Carrier (right).....
35495	4937	Embroidery Attachment Thread Carrier Friction Plate.....
35496	4937	Embroidery Attachment for 35505, Nos. 190B, 12152, 35483 to 35488, 35490 to 35495, 35498, 50139B and two 35489...
35497	4936	Embroidery Attachment Spool Bracket for 35504.....
35498	4936	Embroidery Attachment Spool Bracket Stud for 35496.....
Nos. 35499 to 35503 FOR 35504		
35499	4936	Embroidery Attachment Spool Bracket Tension Spring.....
35500	4936	Embroidery Attachment Spool Bracket Tension Spring Position Pin.....
35500	4936	Embroidery Attachment Spool Bracket Thread Guide Pin.....
35501	4936	Embroidery Attachment Spool Bracket Wire.....
35502	4936	Embroidery Attachment Spool Bracket Wire Hinge Stud.....
35503	4936	Embroidery Attachment Spool Bracket Wire Hinge Stud Washer.....

NO.	PLATE	NAME
35504	4936	Embroidery Attachment Spool Bracket complete for 35505, Nos. 1422B, 35497, 35499, 35502, 35503 and two each 35500 and 35501.....
35505	—	Embroidery Attachment complete for two threads, Nos. 35496 and 35504.....
35931	4943	Hemmer (adjustable) for 120309.....
35932	4940	Quilter.....
35940	4940	Under Braider.....
35984	4958	Presser Foot (strip folding) with tube, for 35985.....
35985	—	Tubular Trimming Attachment complete, for making $\frac{3}{8}$ in., $\frac{1}{2}$ in. and $\frac{5}{8}$ in. trimmings, Nos. 35018, 35984 and 120824
36055	4974	Presser Foot with 665B and 36056, for blind stitch braiding, for soutache braid
36056	4974	Presser Foot Braid Guide for 36055.....
36058	4974	“ “ with 665B and 36059, for blind stitch cording, to turn small curves.....
36059	4974	Presser Foot Cord Guide for 36058.....
36067	4974	“ “ for braiding, for art work, for braid $\frac{1}{8}$ in. to $\frac{3}{8}$ in. wide.....
36583	4942	Tucker for 120309.....
36594	4943	Binder complete for 120309, Nos. 51104B, 120565, 120966 and 120968.....
36643	—	Name Plate Rivet for 192886 to 192888
36804	4939	Needle Threader Hook for 120854.....
*36805	—	“ “ “ “ Ring for 120853 and 120854.....
36865	4939	Edge Stitcher.....
38391	4962	Stitch Regulating Thumb Screw Washer for 125379, obsolete.....
45238	—	Presser Foot Plate for 45240.....
45239	—	“ “ Shank for 45240.....
45240	4973	Presser Foot complete, Nos. 45238, 45239 and 66565.....
45285	4970	Needle Clamp with 51256C and 51308B...
*45289	—	Stitch Regulating Thumb Screw Bushing for 45308.....
45305	4976	Feed Reversing Handle for 125381.....
45306	4976	Stitch Indicator Plate for 45309.....
45307	—	“ Regulating Plate for 45308.....
45308	4976	“ “ “ “ 45307 with 45289, for 45309.....

NO.	PLATE	NAME
45309	—	Stitch Regulating Plate 45308 with 45306, 45310 and 51312zB.....
45310	4976	Stitch Regulating Thumb Screw Washer for 45309.....
50027R	4965	Controller Resistance Unit Base Screw for 192981.....
50027R	4965	Controller Resistance Unit Cover Screw for 192889 to 192891.....
50053B	4943	Cloth Guide Thumb Screw for 120309....
50139B	4937	Embroidery Attachment Thread Carrier (right) Hinge Screw for 35496.....
50292B	4929	Tension Stud Set Screw for 125368.....
50315J	4939	Needle Threader Hook Screw for 120853 and 120854.....
50353E	4969	Feed Regulator Hinge Screw.....
50527c	4973	Thread Take-up Lever Hinge Screw for 15492.....
50564J	4949	Singerlight Nipple Cap Set Screw for 193431.....
50566	4949	Singerlight Lead Screw (brass) for 193248
50617B	4959	Armature Shaft Bearing Sleeve (front end) Cap Screw.....
50657R	4964	Three Pin Terminal Body (male half) Screw.....
50939R	4966	Controller Resistance Unit Screw for 192463.....
51002E	4970	Needle Bar Connecting Link Adjusting Screw for 15248.....
51045c	4969	Machine Hinge Connection Set Screw....
51093R	4965	Three Pin Terminal (female half) Housing Screw for 192989.....
51104B	4974	Binder Screw for 36594.....
51106c	4965	Controller Resistance Unit Yoke Screw Stud for 192886 to 192888 and 192981..
51108c	4969	Knee Lever Arm Hinge Screw for 192981..
51116c	4965	Controller Resistance Unit Bell Crank Hinge Screw for 192886 to 192888.....
51117J	4965	Controller Resistance Unit Yoke Stop Screw for 192862 to 192864 and 192981..
51118R	4965	Controller Resistance Unit Screw for 192862 to 192864 and 192889 to 192891.
51202	4949	Singerlight Toggle Switch Frame Screw (brass) for 193281.....
51203	4949	Singerlight Lamp Contact Lead Terminal Screw (brass) for 193281.....
51203	4949	Singerlight Toggle Switch Spring Contact (right) Screw (brass) for 193281.....

NO.	PLATE	NAME
51224B	4969	Arm Side Cover Thumb Screw.....
51224B	4969	Presser Foot Thumb Screw.....
51226R	4949	Singerlight Toggle Switch Shell Screw for 193248.....
*51228J	4970	Pressure Regulating Thumb Screw for 66773.....
51229E	4929	Shuttle Driver Cushion Spring Screw for 125322.....
51231c	4965	Controller Resistance Unit Bell Crank Hinge Screw for 192981.....
51243J	4965	Embroidery Speed Regulating Thumb Screw for 193436.....
51246c	4969	Oscillating Rock Shaft Center (left) Set Screw.....
51246c	4969	Oscillating Rock Shaft Center (right) Set Screw.....
51252c	4969	Feed Forked Connection Hinge Screw (eccentric).....
51256c	4970	Needle Clamp Thumb Screw for 45285... ..
51257J	4929	Tension Stud for 125315.....
51261J	4969	Shuttle Race Back Spring Thumb Screw for 125306.....
51276c	4965	Knee Lever Hinge Screw for 192981.....
51280B	4955	Clamp Stop Motion Clamp Screw for 125371.....
51281c	4956	Balance Wheel Gear Collar Set Screw for 125353.....
51282J	4969	Shuttle Race Slide Spring Screw for 125338
51284R	4959	Grease Wick Spring Cap Screw.....
51285E	4959	Motor Frame Screw.....
51286R	4959	Field Core Screw.....
51289J	4948	Feed Bar Throw-out Lever Thumb Screw for 125362.....
51293E	4964	Three Pin Terminal Body (male half) Bracket Screw.....
51303B	4963	Bobbin Winder Stop Latch Hinge Screw..
51308B	4965	Needle Clamp Position Screw for 45285..
51312ZE	4976	Stitch Regulating Thumb Screw for 45309
51319B	4963	Bobbin Winder Frame Hinge Screw.....
51328K	4975	Darning Foot Cushion Spring Screw for 120975.....
51582	4962	Three Pin Terminal Body (male half) Post Thumb Nut for 192797.....
51588R	4962	Controller Resistance Unit Yoke Screw Stud Nut for 192886 to 192888 and 192981.....
51602J	4949	Singerlight Nipple Nut for 193380.....

NUMERICAL LIST OF PARTS

NO.	PLATE	NAME
51608b	4929	Tension Regulating Thumb Nut for 125315.....
51611c	4962	Knee Lever Hinge Screw Lock Nut for 192981.....
51612c	4962	Knee Lever Hinge Screw Nut for 192981..
55621	4970	Presser Bar Lifter.....
66565	4974	" Foot Hinge Pin for 45240.....
66610	4963	Bobbin Winder Stop Latch Spring.....
66670	4963	" " Frame for 125366.....
66752	4970	Pressure Regulating Thumb Screw Plug (felt) for 66773.....
66773	—	Pressure Regulating Thumb Screw 51228j with 66752.....
97359	4949	Singerlight Screw Retaining Washer (fibre) for 193294.....
120309	—	Attachment Set for 120603, Nos. 25527, 25537, 35931, 36583, 36594, 50053b, 120378, five 2518 and six needles.....
120327	4939	Needle Threader Hook for 120853.....
120329	—	Machine Cover (Accessories).....
120378	4943	Screw Driver (shuttle tension) for 120309
120565	4974	Binder Screw Washer for 36594.....
120598	4942	Ruffler, for one, six and twelve stitch ruffing, for 120603.....
120603	—	Attachment Set complete, Nos. 120309 and 120598.....
120687	4939	Hemstitcher with Yielding Presser Plate..
120824	4958	Strip Wire for 35985.....
120852	4939	Needle Threader Body for 120853 and 120854.....
120853	4939	Needle Threader complete for No. 9 needle, Nos. 36805, 50315r, 120852 and three 120327.....
120854	—	Needle Threader complete for No. 11 needle and above, Nos. 36805, 50315r, 120852 and three 36804.....
120855	4939	Hemmer (foot) for $\frac{5}{8}$ in. hem.....
120862	4967	Oil Can, contents $1\frac{1}{2}$ fluid oz. (filled with household oil) Accessories.....
120876	4938	Embroidery Attachment Driving Lever with 120877 and two 9859, for 26538..
120877	4938	Embroidery Attachment Thread Bracket for 120876.....
120914	4939	Feller (foot).....
120962	4974	Hemmer Foot (flat bottom) for $\frac{1}{8}$ in. hem
*120965	—	Binder Folder for 120966.....

NUMERICAL LIST OF PARTS

NO.	PLATE	NAME
120966	4974	Binder Folder 120965 with 120967 for 36594.....
*120967	—	Binder Folder Holder for 120966.....
120968	4974	" Foot for 36594.....
Nos. 120970 to 120974 for 120975		
120970	4975	Darning Foot.....
120971	4975	" " Cushion Spring.....
120972	4975	" " Shank.....
120973	4975	" " Spring.....
120974	4975	" " " Stop.....
120975	4975	Darning Foot (spring) complete for 120976, Nos. 1173i, 51328k and 120970 to 120974.....
120976	—	Darning Foot 120975 with 217b.....
125021	4957	Crank Connecting Rod with 125044.....
125035	4974	Presser Foot (needle hole on left hand side) for stitching on edge and inserting braid.....
125044	4962	Crank Connecting Rod Oil Pad (felt) for 125021.....
125045	4955	Feed Cam and Counterbalance with 1285c for 125254.....
125047	4962	Feed Forked Connection Slide Block for 125335.....
125048	4962	Oscillating Rock Shaft Center (left).....
125049	4962	" " " " (right).....
125056	4962	" " " Oil Wick (braided cotton) for 125280.....
*125060	—	Oscillating Shaft Crank Slide Block Stud for 125330.....
125061	4970	Presser Bar.....
125068	4963	Bobbin Winder Spindle with 15072, for 125366.....
*125251	—	Arm for 125252.....
125252	—	" 125251 with 435c, 448c, 15404, 15486, 15498 and two 15405.....
125253	4957	Arm Shaft for 125254.....
*125254	—	" " 125253 with 15434, 15498 and 125045.....
*125255	—	Bed.....
125258	4934	Face Plate Tension Seat for 125368.....
125261	4973	Feed Dog, 12 teeth (14 teeth to the inch) for 125319.....
125262	4934	Feed Forked Connection with 175i, for 125340.....
125263	4934	Feed Lifting Rock Shaft for 125267.....

NUMERICAL LIST OF PARTS

NO.	PLATE	NAME
125267	---	Feed Lifting Rock Shaft complete, Nos. 125263, 125349 and 125362.....
125268	4948	Feed Regulator for 125341 and 125380...
125269	4962	" Reversing Lever for 125345, obsolete
125270	4957	" Rock Shaft.....
*125272	---	Needle Bar Bushing for 125273.....
125273	4970	" " " 125272 with 125274.
125274	4970	" " " Oil Pad (felt) for 125273.....
125275	---	Needle Bar Connecting Link 15248 with 125276.....
125276	4970	Needle Bar Connecting Stud with 1341c, for 125275.....
125280	4934	Oscillating Rock Shaft with 125056.....
125281	4957	" Shaft.....
*125282	---	" " Crank for 125283 and 125284.....
*125283	---	Oscillating Shaft Crank 125282 with 462c and 125330.....
125284	4955	Oscillating Shaft Crank 125282 with 125330 and two 462c.....
*125286	---	Shuttle Bobbin Case for 125291.....
125287	4929	" " " Latch for 125288....
125288	---	" " " Hinge, Nos. 2974, 125287 and 125320, for 125291.....
125289	4929	Shuttle Bobbin Case Position Finger for 125291.....
125290	4945	Shuttle Bobbin Case Position Plate for 125300.....
125291	4929	Shuttle Bobbin Case complete for 125294, Nos. 591F, 592E, 2523, 2975, 125286, 125288, 125289 and 125293.....
125292	4929	Shuttle Body for 125294.....
125293	4929	" Tension Spring for 125291.....
125294	---	" 1 1/8 in. diam., Nos. 2518, 125291 and 125292.....
*125295	---	Shuttle Driver for 125297.....
125297	---	" " 125295 with two 1253c, for 125322.....
125298	4929	Shuttle Driver Cushion Spring for 125322
125299	4945	" Race Back for 125306.....
125300	---	" " Body 125304 with 125290 and two each 391J and 125301, for 125306
125301	4929	Shuttle Race Back Position Pin for 125300.....
125302	4945	Shuttle Race Back Spring for 125306.....
125303	---	" " Body for 125304.....

NUMERICAL LIST OF PARTS

NO.	PLATE	NAME
125304	4945	Shuttle Race Body 125303 with 125305 and two 662J, for 125300.....
125305	4929	Shuttle Race Cap for 125304.....
125306	---	Shuttle Race complete, Nos. 51261J, 125299, 125300 and 125302.....
125307	4961	Stitch Indicator Plate 125374 with 125309, for 125379, obsolete.....
125308	4961	Stitch Indicator Plate Cover for 125379, obsolete.....
*125309	---	Stitch Regulating Thumb Screw Bushing for 125307, obsolete.....

Nos. 125310 to 125314 FOR 125315

125310	4929	Tension Indicator.....
125311	4929	" " Flange.....
125312	4929	" Releasing Disc.....
125313	4929	" " Pin.....
125314	4929	" Spring.....
125315	---	Tension (graduated) complete, for 125370, Nos. 51257J, 51608E, 125310 to 125314, 125316, 125318 and two 2102.....
125316	4973	Thread Take-up Spring for 125315.....
125317	4973	" " " Regulator for 125368.....
125318	4973	Thread Take-up Spring Thread Guard for 125315.....
125319	4973	Throat Plate for 125261.....
125320	4929	Shuttle Bobbin Case Latch Lever for 125288.....
125322	4929	Shuttle Driver 125297 with 125298 and two 51229E.....
125326	4963	Bobbin Winder Tripping Arm.....
125330	4962	Oscillating Shaft Crank Slide Block 15170 with 125060, for 125283 and 125284....
125331	4962	Arm Oil Pad (felt) for oiling Arm Shaft Back Bearing.....
125333	4962	Arm Oil Pad Spring.....
125334	4962	" " " Cap.....
125335	---	Feed Forked Connection Slide Block 125047 with 1085E, for 125340.....
125336	4934	Shuttle Race Slide for 125338.....
125337	4955	" " " Spring for 125338.....
125338	---	Shuttle Race Slide complete, Nos. 125336, 125337 and two 51282J.....
125339	4934	Arm Side Cover.....
125340	---	Feed Forked Connection 125262 with 125335.....

NUMERICAL LIST OF PARTS

NO.	PLATE	NAME
125341	—	Feed Regulator 125268 with 125345, obsolete.
125342	4963	Bobbin Winder Tension Bracket for 125343.
125343	—	Bobbin Winder Tension Bracket complete, Nos. 208B, 9544, 10106, 125342 and 125375.
125344	—	Feed Lifting Rock Shaft Screw Center 304c with 1513J.
125344	—	Feed Rock Shaft Screw Center 304c with 1513J.
125345	—	Feed Reversing Lever 125269 with 1735J, for 125341, obsolete.
125347	4948	Feed Lifting Rock Shaft Crank with 157J, for 125362.
125349	4948	Feed Bar Throw-out Lever Retaining Ring for 125267.
125350	4960	Balance Wheel with 125358, for 125364.
125351	—	“ “ Gear (textolite) for 125352
Nos. 125352 to 125355 for 125364		
125352	4956	Balance Wheel Gear 125351 with 125356 and 125357.
125353	4956	Balance Wheel Gear Collar with three 51281c.
125354	4956	Balance Wheel Gear Spring.
125355	4956	“ “ “ Retaining Washer.
125356	4956	Balance Wheel Gear Spring Stud for 125352.
125357	4956	Balance Wheel Gear Spring Stud Washer for 125352.
125358	4956	Balance Wheel Spring Stud for 125350.
125359	4955	Clamp Stop Motion Clamp Washer.
125360	4955	“ “ “ Flanged Bushing for 125371 and 125372.
125361	4948	Feed Bar Throw-out Lever with 1813 for 125362.
125362	—	Feed Lifting Rock Shaft Crank complete for 125267, Nos. 51289J, 125347 and 125361.
125364	—	Balance Wheel 125350 with 125352 to 125355.
125365	4963	Bobbin Winder Frame Spring.
125366	—	“ “ “ 66670 with 15288 and 125068.
125367	—	Face Plate for 125368.

NUMERICAL LIST OF PARTS

NO.	PLATE	NAME
125368	4934	Face Plate 125367 with 857B, 15410, 50292B, 125258, 125317 and 125369, for 125370.
125369	4962	Face Plate Thread Guard with 125373, for 125368.
125370	—	Face Plate complete, Nos. 125315 and 125368.
125371	—	Clamp Stop Motion Flanged Bushing 125360 with 51280B.
125372	—	Clamp Stop Motion Flanged Bushing 125360 with two 462c.
125373	4965	Face Plate Thread Guard Rivet for 125369.
125374	—	Stitch Indicator Plate for 125307, obsolete.
125375	4963	Bobbin Winder Tension Disc Spring for 125343.
125376	4963	Bobbin Winder Stop Latch.
125377	4970	Needle Bar with 32519.
125378	4970	“ Clamp Gib and Thread Guard.
125379	—	Stitch Indicator Plate 125307 with 714B, 38391 and 125308, obsolete.
125380	—	Feed Regulator 125268 with 125381.
125381	—	“ Reversing Handle 45305 with 1550J, for 125380.
190439	4967	Tube, filled with Singer Motor Lubricant, for 190613.
190612	—	Tube Carton (paper) for 190613.
190613	—	“ 190439 with 190612.
190744	4968	Singerlight Lamp.
NOTE: When ordering No. 190744, state voltage required.		
191785	4949	Singerlight Nipple Washer (felt) ½ in., for 193294.
191786	4949	Singerlight Nipple Washer (felt) ⅜ in., for 193294.
*191815	4949	Singerlight Nipple Position Pin for 193400.
*191960	—	Lead Terminal Clip Body for 192875.
*191960	—	Controller Lead Terminal Clip Body (controller end) for 192910.
*191961	—	Lead Terminal Clip Body Cap for 192875.
*191961	—	Controller Lead Terminal Clip Body Cap (controller end) for 192910.
192140	4967	Controller Resistance Unit, for 95 to 145 volts, for 192863 and 192890.
192141	4967	Controller Resistance Unit, for 150 to 250 volts, for 192864 and 192891.

NO.	PLATE	NAME
192142	4966	Controller Lead Bushing (Electrical Trimmings for Electric Flat Top Cabinet Table Set No. 306 and Library Cabinet Table Set No. 40).....
192143	4966	Controller Lead Bushing Retaining Spring (Electrical Trimmings for Electric Flat Top Cabinet Table Set No. 306 and Library Cabinet Table Set No. 40) ...
192211	4967	Controller Resistance Unit, for 32 to 55 volts, for 192862 and 192889.....
*192303	—	Controller Resistance Unit Adjusting Nut Insert (brass) for 192985.....
192329	4966	Controller Base Cushion (rubber) for 192872.....
192339	4966	Controller Base Cushion Stud for 192872
192348	4966	Lead Bushing for 192875.....
192424	4959	Field Coil Retainer.....
192457	4959	Brush (carbon).....
192458	4959	" Spring.....
192459	4959	" Tube.....
192463	9656	Controller Resistance Unit Shield.....
NOTE: When Controller Resistance Unit Shield 192463 is used with 192889, 192890 or 192891, use Screw 50939R in place of 51118R.		
192540	4966	Lead Cord Plug complete for 192851 and 192875, Nos. 192541 to 192543.....
192541	4966	Lead Cord Plug Base for 192540.....
192542	4966	Lead Cord Plug Cap for 192540.....
192543	4966	" " " Flash Disc (fibre) for 192540.....
*192642	—	Three Pin Terminal Body (male half) for 192797.....
*192643	—	Three Pin Terminal (female half) Housing (upper) for 192989.....
*192644	—	Three Pin Terminal (female half) Housing (lower) for 192989.....
192691	4965	Three Pin Terminal (female half) Insert Sleeve for 192989.....
192692	4965	Three Pin Terminal (female half) Insert Clamp for 192989.....
192790	4959	Three Pin Terminal Adaptor Bushing for 192989.....
192793	4965	Three Pin Terminal Body (male half) Post for 192797.....
192797	4964	Three Pin Terminal Body (male half) complete, Nos. 192642 and three each 51582, 192793 and 701719.....

NO.	PLATE	NAME
192810	4967	Controller Resistance Unit Yoke 192815 with 192816, for 192862 to 192864 and 192981.....
*192815	—	Controller Resistance Unit Yoke for 192810.....
*192816	—	Controller Resistance Unit Yoke Extension for 192810.....
192819	4965	Controller Resistance Unit Yoke Spring for 192862 to 192864 and 192981.....
*192820	—	Lead Cord, 8 ft. long, for 192875.....
192851	4971	Lead Cord complete, from lamp socket to three-pin terminal, for Knee Control, Nos. 192540, 192852 and 192989.....
*192852	—	Lead Cord for 192851.....
*192862	—	Controller Resistance Unit Base 193243 with 192211, 192810, 192985 and two each 23258, 51117J, 51118R, 192819 and 701690, for 192886.....
*192863	—	Controller Resistance Unit Base 193243 with 192140, 192810, 192985 and two each 23258, 51117J, 51118R, 192819 and 701690, for 192887.....
*192864	—	Controller Resistance Unit Base 193243 with 192141, 192810, 192985 and two each 23258, 51117J, 51118R, 192819 and 701690, for 192888.....
*192871	4971	Controller Base for 192872.....
192872	—	" " 192871 with four each 192329 and 192339, for 192886 to 192888.....
192873	4971	Controller Cover with 192877 for 192886 to 192888.....
192874	—	Lead Cord, 3 ft. 10 in. long, for 192875 ...
192875	4971	Lead Cord complete, from lamp socket to three-pin terminal and controller, for Foot Controller, for 192886 to 192888, Nos. 192348, 192540, 192820, 192874, 192989 and two each 191960 and 191961
192876	4971	Controller Foot Rest with 192878, for 192886 to 192888.....
*192877	—	Controller Foot Rest Hinge (cover) for 192873.....
*192878	—	Controller Foot Rest Hinge (foot rest) for 192876.....
192880	4948	Controller Resistance Unit Bell Crank for 192886 to 192888.....

NO.	PLATE	NAME
192882	4948	Controller Resistance Unit Bell Crank Lever for 192886 to 192888.....
*192884	4948	Controller Resistance Unit Bell Crank Lever Bracket for 192886 to 192888....
*192885	—	Controller Resistance Unit Yoke Extension Guide for 193243.....
192886	—	Controller (foot) complete, for 32 to 55 volts, A. C. or D. C. Motor, for Cabinet Tables, Nos. 1550r, 51106c, 51116c, 51588r, 192862, 192872, 192873, 192875, 192876, 192880, 192882, 192884, 192983, 193244, 899287, two each 227j, 602j, 36648, 192957 and three 225j.....
192887	4971	Controller (foot) complete, for 95 to 145 volts, A. C. or D. C. Motor, for Cabinet Tables, Nos. 1550r, 51106c, 51116c, 51588r, 192863, 192872, 192873, 192875, 192876, 192880, 192882, 192884, 192983, 193244, 899332, two each 227j, 602j, 36648, 192957 and three 225j.....
192888	—	Controller (foot) complete, for 150 to 250 volts, A. C. or D. C. Motor, for Cabinet Tables, Nos. 1550r, 51106c, 51116c, 51588r, 192864, 192872, 192873, 192875, 192876, 192880, 192882, 192884, 192983, 193244, 899287, two each 227j, 602j, 36648, 192957 and three 225j.....
192889	—	Controller complete, for 32 to 55 volts, A.C. or D. C. Motor, for Electric Flat Top Cabinet Table Set No. 306 and Library Cabinet Table Set No. 40, Nos. 50027r, 192211, 192896, 192910, 192981, 192985, 899279 and two each 23258, 51118r and 701690.....
192890	9656	Controller complete, for 95 to 145 volts, A. C. or D. C. Motor, for Electric Flat Top Cabinet Table Set No. 306 and Library Cabinet Table Set No. 40, Nos. 50027r, 192140, 192896, 192910, 192981, 192985, 899333 and two each 23258, 51118r and 701690.....
192891	—	Controller complete, for 150 to 250 volts, A. C. or D. C. Motor, for Electric Flat Top Cabinet Table Set No. 306 and Library Cabinet Table Set No. 40, Nos. 50027r, 192141, 192896, 192910, 192981, 192985, 899279 and two each 23258, 51118r and 701690.....

NO.	PLATE	NAME
192894	4948	Controller Resistance Unit Bell Crank for 192981.....
192896	4967	Controller Resistance Unit Cover for 192889 to 192891.....
*192899	—	Knee Lever Arm Bracket (back) for 193390.....
*192900	—	Knee Lever Arm Bracket (front) for 193390.....
192909	4966	Controller Lead Tube Clamp (double) Electrical Trimmings for Electric Flat Top Cabinet Table Set No. 306 and Library Cabinet Table Set No. 40.....
192910	4971	Controller Lead complete, for Controller to Three Pin Terminal, for 192889 to 192891, Nos. 192911 and two each 191960, 191961, 192954 and 192955....
*192911	—	Controller Lead Cord for 192910.....
192916	4966	" " Tube 192917 with two 192946 (Electrical Trimmings for Electric Flat Top Cabinet Table Set No. 306 and Library Cabinet Table Set No. 40).....
*192917	—	Controller Lead Tube (wiremold) for 192916.....
192918	4966	Controller Lead Tube Clamp (single) Electrical Trimmings for Electric Flat Top Cabinet Table Set No. 306 and Library Cabinet Table Set No. 40.....
*192935	—	Singerlight Nipple Cap with 192936, for 193431.....
*192936	—	Singerlight Nipple Cap Insert for 192935..
*192946	—	Controller Lead Tube Ferrule for 192916.
*192954	—	Singerlight Lead Terminal Clip Body for 193289.....
*192954	—	Field Coil Lead Terminal Clip Body.....
*192954	—	Controller Lead Terminal Clip Body (terminal end) for 192910.....
*192955	—	Field Coil Lead Terminal Clip Body Cap
*192955	—	Controller Lead Terminal Clip Body Cap (terminal end) for 192910.....
*192955	—	Singerlight Lead Terminal Clip Body Cap for 193289.....
192957	4948	Controller Foot Rest Hinge Cotter Pin for 192886 to 192888.....
192957	4948	Controller Resistance Unit Bell Crank Lever Stop Pin for 192886 to 192888...
192967	4954	Knee Lever for 193517.....

NO.	PLATE	NAME
192981	—	Controller Plate 193390 with 1547r, 1718r, 51106c, 51108c, 51231c, 51276c, 51588r, 51611c, 51612c, 192810, 192894, 193243, 193513 to 193515, 193517 and two each 50027r, 51117j and 192819, for 192889 to 192891.....
192983	4948	Controller Lead Guide Post (fibre) for 192886 to 192888.....
192985	4965	Controller Resistance Unit Adjusting Nut (insulating) with 192303, for 192862 to 192864 and 192889 to 192891.....
192989	4964	Three Pin Terminal (female half) complete for 192851 and 192875, Nos. 192643, 192644, 192790, two each 1768r, 51093r and three each 192691 and 192692.....
193243	4967	Controller Resistance Unit Base with 192885, for 192862 to 192864 and 192981
193244	4948	Controller Lead Guide Post Bracket for 192886 to 192888.....
193248	—	Singerlight Socket and Switch complete for 193294, Nos. 193270, 193271, 193382, two 50566 and three 51226r.....
*193249	4968	Singerlight Socket Body with 193255 and two each 193251 and 193267, for 193281
*193251	4949	Singerlight Lamp Contact Plunger Bushing for 193249.....
*193252	4949	Singerlight Lamp Contact Plunger Spring for 193281.....
*193253	4949	Singerlight Lamp Contact Plunger for 193281.....
*193254	4949	Singerlight Lamp Contact Lead Terminal for 193281.....
*193255	4949	Singerlight Toggle Switch Spring Contact Lead Terminal Stud for 193249.....
		Nos. 193256 to 193258 FOR 193281
*193256	4949	Singerlight Toggle Switch Spring Contact Lead Terminal.....
*193257	4949	Singerlight Toggle Switch Spring Contact (right).....
193258	4949	Singerlight Toggle Switch Spring Contact (left).....
*193259	4949	Singerlight Toggle Switch Contact for 193385.....
*193262	4949	Singerlight Toggle Switch Toggle Lever Spring for 193385.....

NO.	PLATE	NAME
*193264	4949	Singerlight Toggle Switch Operating Lever for 193385.....
*193265	4949	Singerlight Toggle Switch Operating Lever Hinge Pin for 193385.....
*193267	4949	Singerlight Shade Position Pin for 193249
*193268	4968	" Toggle Switch Shell for 193380
*193269	4949	" Nipple for 193380.....
193270	4949	" Toggle Switch Handle for 193248.....
193271	4949	Singerlight Toggle Switch Flash Disc for 193248.....
193272	4968	Singerlight Shade for 193421.....
*193281	—	Singerlight Socket Body 193249 with 51202, 193254, 193256 to 193258, 193385 and two each 51203, 193252 and 193253, for 193382.....
*193288	—	Singerlight Lead for 193289.....
193289	4968	Singerlight Lead complete for 193294, Nos. 193288 and two each 192954 and 192955.....
193294	4968	Singerlight (moulded, less lamp) complete, Nos. 691A, 97359, 191785, 193248, 193289, 193400, 193421, 193431, 193437, 701842 and two 191736.....
*193380	—	Singerlight Toggle Switch Shell 193268 with 51602r and 193269, for 193382....
*193382	—	Singerlight Socket Body 193281 with 193380, for 193248.....
*193385	4949	Singerlight Toggle Switch complete for 193281, Nos. 193259, 193262, 193265, 193386, 193387 and two 193264.....
*193386	4949	Singerlight Toggle Switch Frame for 193385.....
*193387	4949	Singerlight Toggle Switch Toggle Lever for 193385.....
*193389	—	Controller Resistance Unit Bell Crank Bracket for 193390.....
193390	4954	Controller Plate with 192899, 192900, 193389 and four wood screws $\frac{1}{2}$ in. No. 7 R. H. M. F. O. and A., for 192981....
*193399	—	Singerlight Bracket for 193400.....
193400	4949	" " 193399 with 191815, for 193294.....
193401	4968	Singerlight Shade Reflector for 193421....
193421	—	" " 193272 with 193401, for 193294.....

NUMERICAL LIST OF PARTS

NO.	PLATE	NAME
193431	4949	Singerlight Nipple Cap 192935 with 50564r, for 193294.....
Nos. 193432 to 193435 FOR 193436		
193432	4965	Embroidery Speed Regulating Thumb Screw Bracket with 190.....
193433	4965	Embroidery Speed Regulating Thumb Screw Bushing.....
193434	4965	Embroidery Speed Regulating Thumb Screw Friction Spring.....
193435	4965	Embroidery Speed Regulating Thumb Screw Friction Spring Washer.....
193436	—	Embroidery Speed Regulator complete for Foot Controllers, Nos. 192886, to 192888, Nos. 51243r and 193432 to 193435.....
193437	4949	Singerlight Shade Friction Washer for 193294.....
Nos. 193513 to 193515 FOR 192981		
193513	4954	Knee Lever Arm.....
193514	4965	" " Hinge Screw Friction Washer
193515	4962	" " " " Washer.....
193516	4954	Knee Lever Extension for 193517.....
193517	—	Knee Lever complete for 192981, Nos. 793R, 22436R, 192967 and 193516.....
193522	—	Motor Frame for 193545.....
193523	4959	Armature Shaft Bearing Sleeve (commu- tator end) for 193545.....
193524	4959	Armature Shaft Bearing Sleeve (front end) for 193545.....
193525	—	Grease Wick 193526 with 193527.....
193526	4959	" " for 193525.....
193527	4959	" " Spring for 193525.....
*193528	—	Armature Shaft.....
193529	4959	" " Pinion (spiral) with two 462c.....
193536	4960	Commutator complete.....
*193540	—	Armature Core complete.....
193541	4960	Field Core.....
193542	4959	Armature Shaft Oil Sling.....
193543	4959	Brush Cap.....
193544	4960	Motor Cover.....
193545	4960	" Frame 193522 with 193523, 193524 and two each 447c and 882E.....
193546	4959	Brush Tube Insulating Bushing.....

NUMERICAL LIST OF PARTS

NO.	PLATE	NAME
193555	4960	Armature complete for P. G. 3 Motor....
193556	—	" " " P. G. 5 Motor....
193557	—	" " " P. G. 6 and P. G. 7 Motors.....
193558	—	Armature complete for P. G. 8 Motor....
193559	—	" " " P. G. 9 Motor....
193560	—	" " " P. G. 10 and P. G. 92 Motors.....
193561	—	Armature complete for P. G. 11 and P. G. 12 Motors.....
193562	—	Armature complete for P. G. 15 Motor....
193563	—	" " " P. G. 87 Motor....
193564	—	" " " P. G. 90 Motor....
193565	—	Field Coil complete for P. G. 3 Motor, Nos. 193566 and 193567.....
*193566	—	Field Coil (left) for 193565.....
193567	—	" " (right) for 193565.....
193568	—	Field Coil complete for P. G. 5 Motor, Nos. 193569 and 193570.....
*193569	—	Field Coil (left) for 193568.....
*193570	—	" " (right) for 193568.....
193571	—	Field Coil complete for P. G. 6 Motor, Nos. 193572 and 193573.....
*193572	—	Field Coil (left) for 193571.....
*193573	—	" " (right) for 193571.....
193574	—	Field Coil complete for P. G. 7 Motor, Nos. 193575 and 193576.....
*193575	—	Field Coil (left) for 193574.....
*193576	—	" " (right) for 193574.....
193577	—	Field Coil complete for P. G. 8 Motor, Nos. 193578 and 193579.....
*193578	—	Field Coil (left) for 193577.....
*193579	—	" " (right) for 193577.....
193580	—	Field Coil complete for P. G. 9 Motor, Nos. 193581 and 193582.....
*193581	—	Field Coil (left) for 193580.....
*193582	—	" " (right) for 193580.....
193583	—	Field Coil complete for P. G. 10 and P. G. 11 Motors, Nos. 193584 and 193585....
*193584	—	Field Coil (left) for 193583.....
*193585	—	" " (right) for 193583.....
193586	—	Field Coil complete for P. G. 12 Motor, Nos. 193587 and 193588.....
*193587	—	Field Coil (left) for 193586.....
*193588	—	" " (right) for 193586.....
193589	—	Field Coil complete for P. G. 15 Motor, Nos. 193590 and 193591.....

NUMERICAL LIST OF PARTS

NO.	PLATE	NAME
*193590	—	Field Coil (left) for 193589.....
*193591	—	“ “ (right) for 193589.....
193592	—	Field Coil complete, for P. G. 87 Motor, Nos. 193593 and 193594.....
*193593	—	Field Coil (left) for 193592.....
*193594	—	“ “ (right) for 193592.....
193595	—	Field Coil complete, for P. G. 90 Motor, Nos. 193596 and 193597.....
*193596	—	Field Coil (left) for 193595.....
*193597	—	“ “ (right) for 193595.....
193598	—	Field Coil complete for P. G. 92 Motor, Nos. 193599 and 193600.....
*193599	—	Field Coil (left) for 193598.....
*193600	—	“ “ (right) for 193598.....
193629	4964	Three Pin Terminal Body (male half) Bracket.....
193640	4959	Grease Wick Spring Retainer.....
701600	4965	Controller Resistance Unit Screw Washer (large) for 192862 to 192864 and 192889 to 192891.....
701719	—	Three Pin Terminal Body (male half) Post Washer for 192797.....
701842	4949	Singerlight Nipple Nut Insulating Washer for 193294.....
727511	4959	Field Coil Lead Bushing (rubber).....
899279	—	Name Plate for 192889 and 192891.....
899287	—	“ “ “ 192886 and 192888.....
899332	—	“ “ “ 192887.....
899333	—	“ “ “ 192890.....
899418	—	“ “ “ P. G. 7 Motor.....
899419	—	“ “ “ all P. G. Motors, except P. G. 7 Motor.....

SINGER Needles should be used
in SINGER Machines.
These Needles and their Containers
are marked with the
Company's Trade-Mark "SIMANCO.**" 1

Needles in Containers marked
"FOR SINGER MACHINES"
are NOT **SINGER** made needles. 2

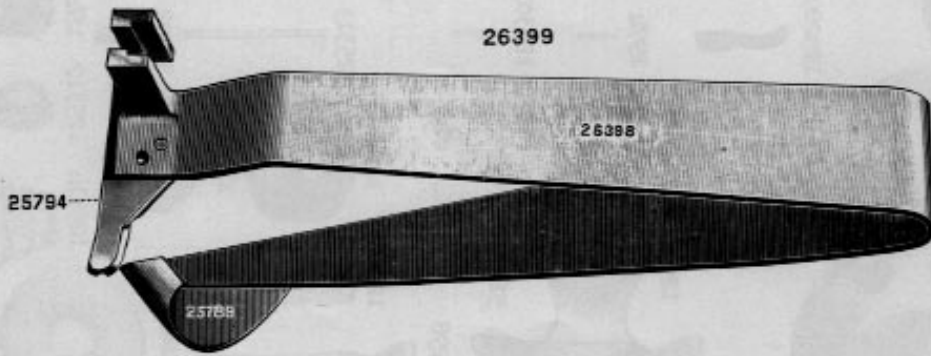
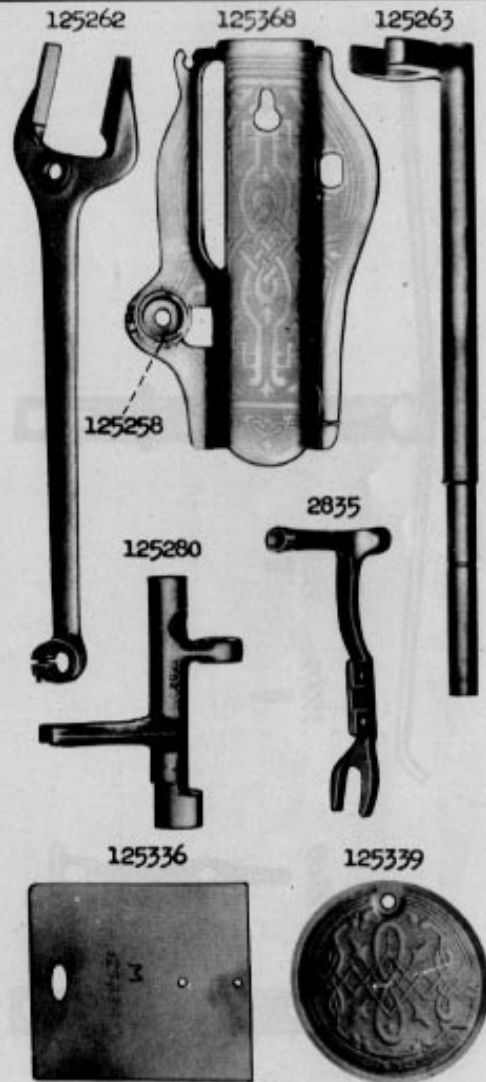


PLATE 1950—FULL SIZE

PLATE 4929 - FULL SIZE



PLATE 4934 - ONE-HALF SIZE



35497



35499



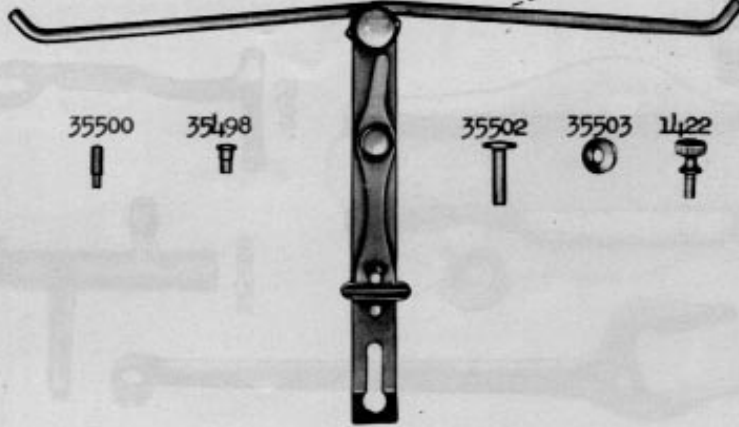
35500



35498



35504



35501

35502



35503



1422



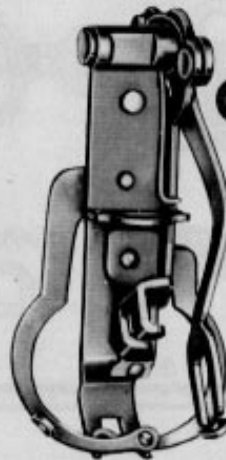
PLATE 4936 - FULL SIZE

PLATE 4937 - FULL SIZE

35483



35496



35485



35486



35487



35492



35494



12152




35491



50139



35490



35495



35488



35484



35489



PLATE 4938 - FULL SIZE

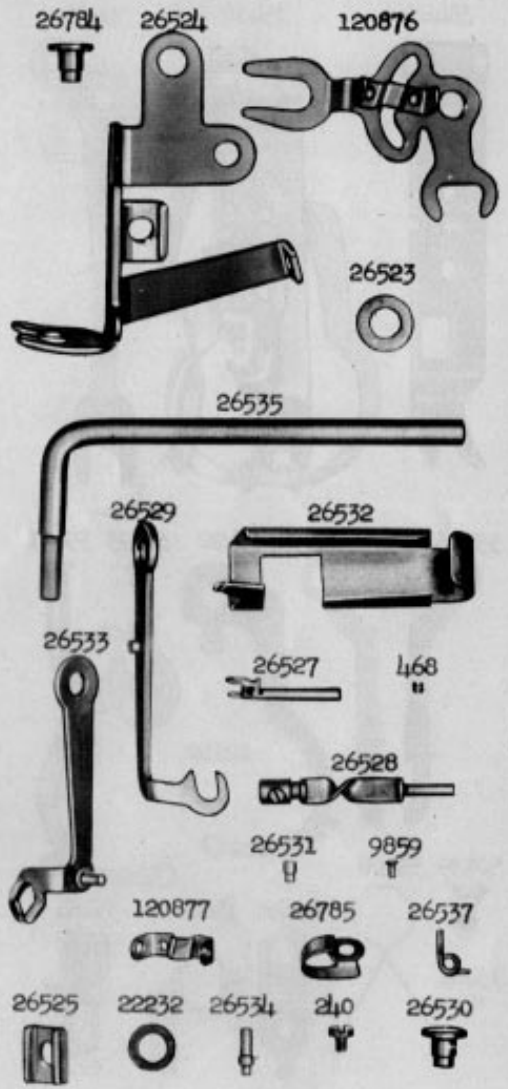


PLATE 4939 - FULL SIZE




PLATE 4940—FULL SIZE

35018



35940



26538



35932





PLATE 4942 - FULL SIZE

120598



36583

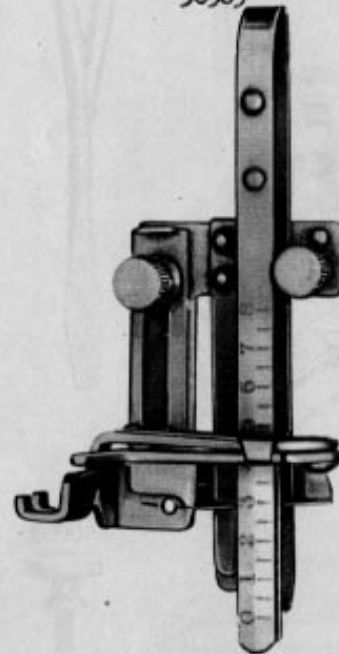


PLATE 4943—FULL SIZE

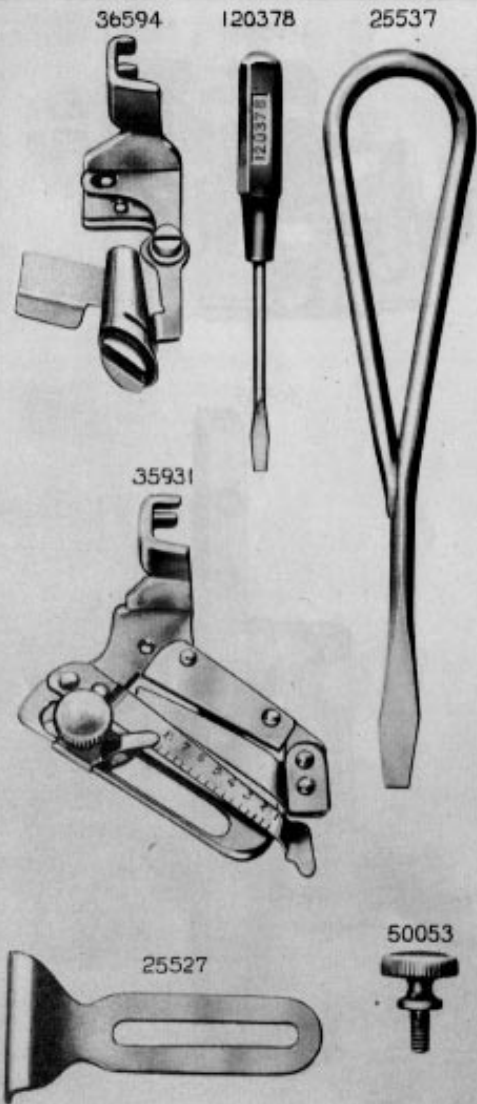


PLATE 4945 - FULL SIZE

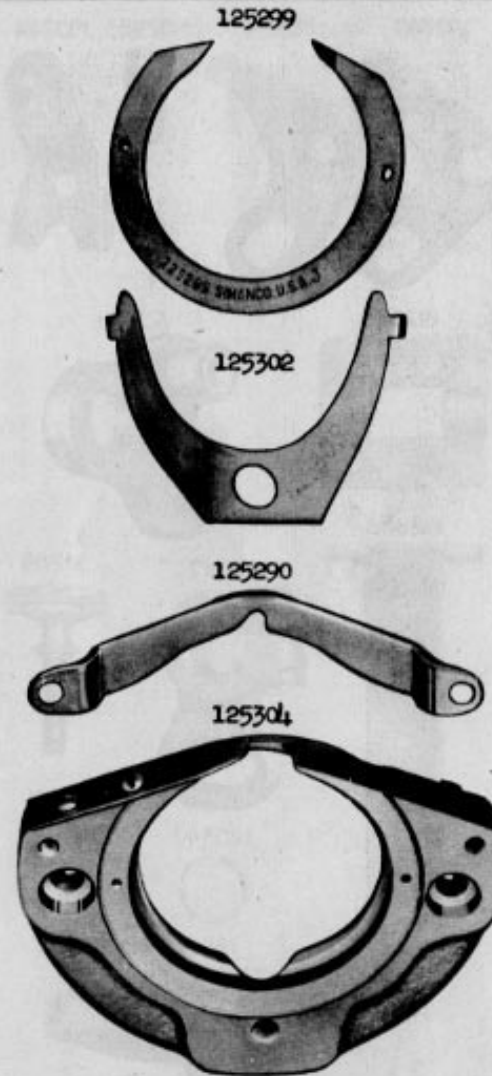


PLATE 4948—FULL SIZE

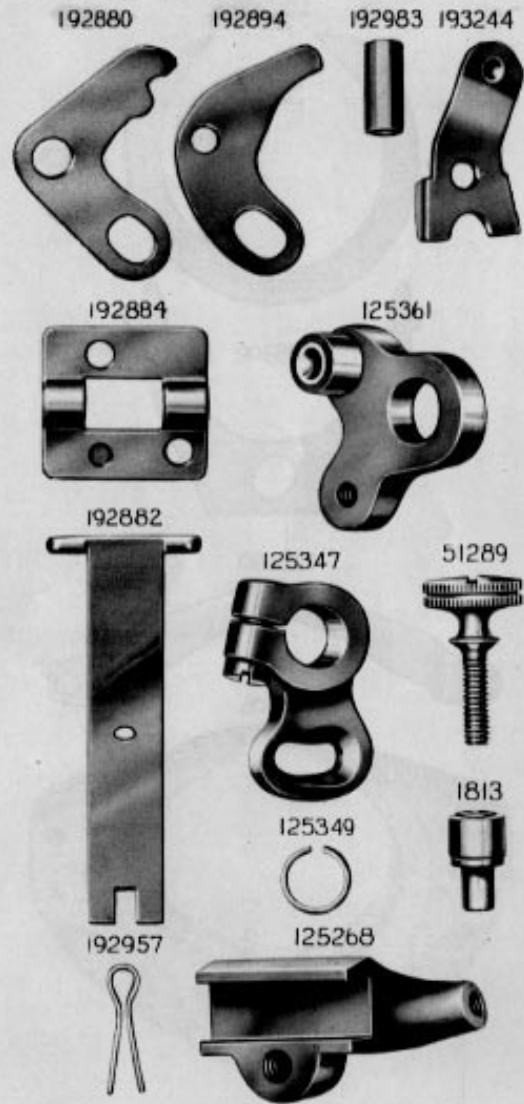


PLATE 4949—FULL SIZE



PLATE 4954—ONE-HALF SIZE




PLATE 4955 - FULL SIZE




PLATE 4956 - FULL SIZE




PLATE 4957 - ONE-HALF SIZE




PLATE 4958 - FULL SIZE

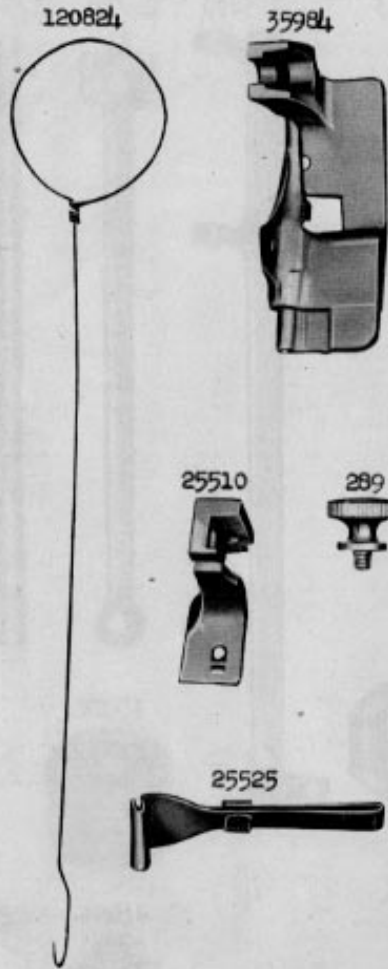


PLATE 4959 - FULL SIZE



PLATE 4960 - ONE-HALF SIZE




PLATE 4961 - FULL SIZE




PLATE 4962—FULL SIZE




PLATE 4963—FULL SIZE




PLATE 4964—FULL SIZE

192989



192797



193629



50657



51293



PLATE 4965—FULL SIZE

193434



51243



193433



193432



192819



193514



192985



701690



192793



51118



192691



192692



51276



793



51116



51231



227



51106



51117



225



50027



602



4604



51308



51093



125373



193435



PLATE 4966—FULL SIZE




PLATE 4967—ONE-HALF SIZE




PLATE 4968—ONE-HALF SIZE




PLATE 4969—FULL SIZE

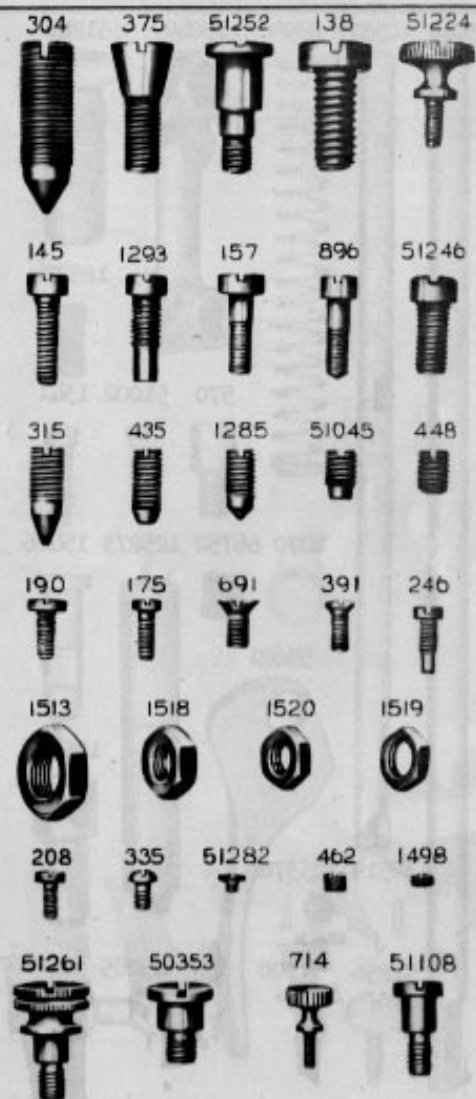


PLATE 4970 - FULL SIZE

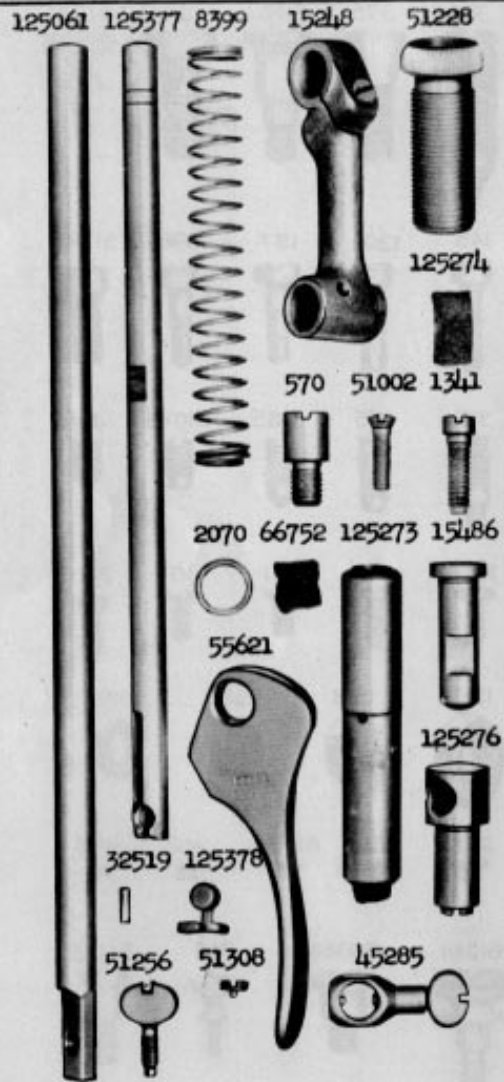


PLATE 4971 - ONE-FOURTH SIZE




PLATE 4972—ONE-HALF SIZE

FIELD COILS

In writing orders for complete field coils refer to Page to obtain number and required voltage

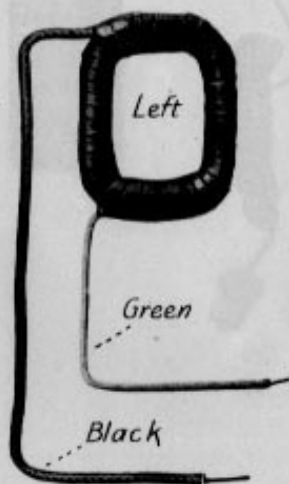
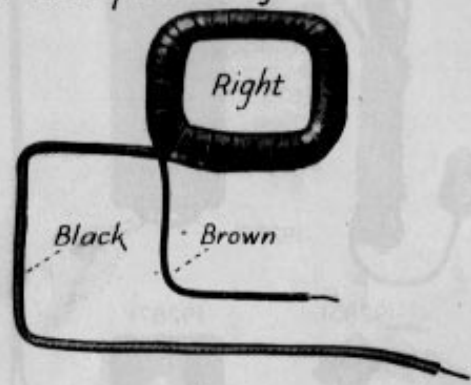


PLATE 4973—FULL SIZE

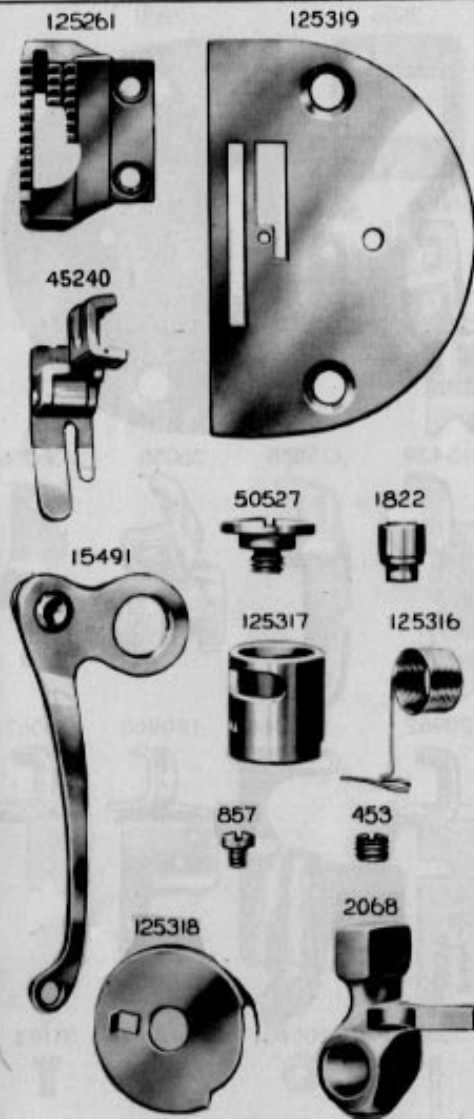


PLATE 4974—FULL SIZE

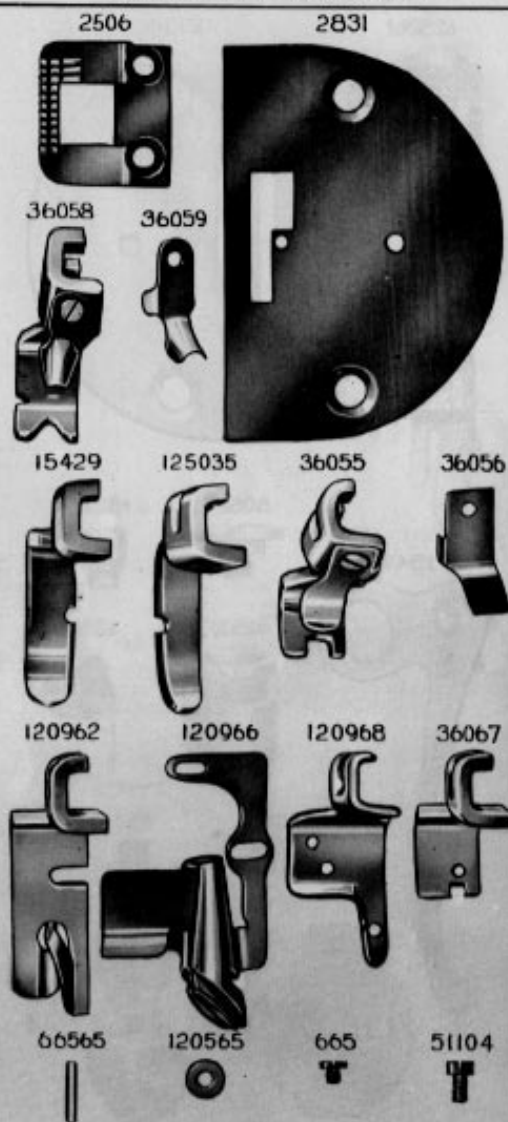


PLATE 4975—FULL SIZE




PLATE 4976 - FULL SIZE

45306



45308



45305



51312




45310



PLATE 9656 - ONE-HALF SIZE

192890



192463

